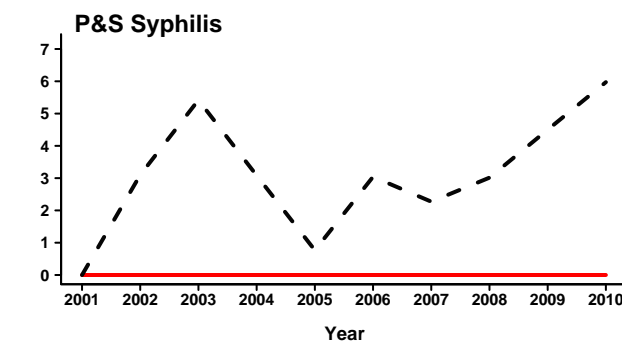
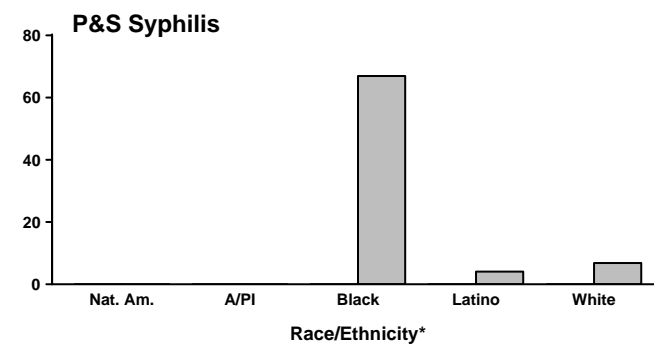
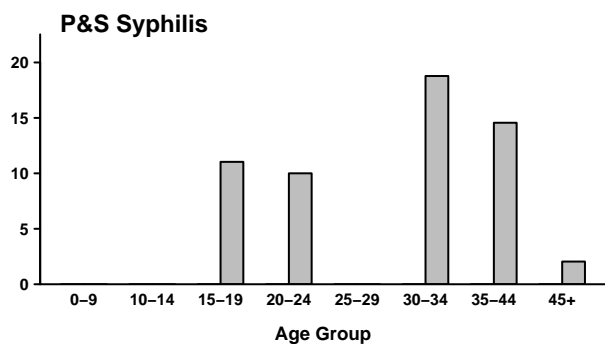
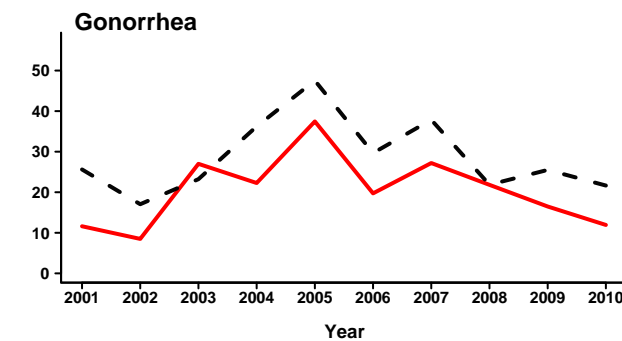
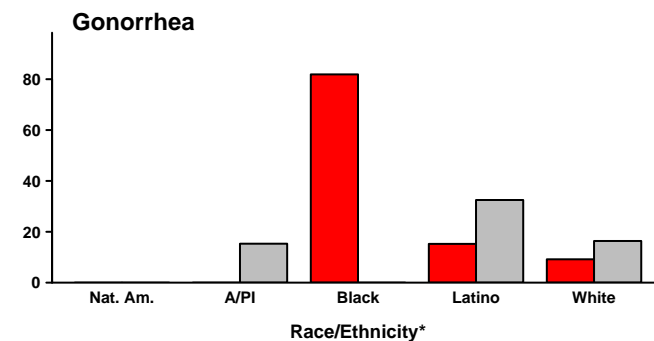
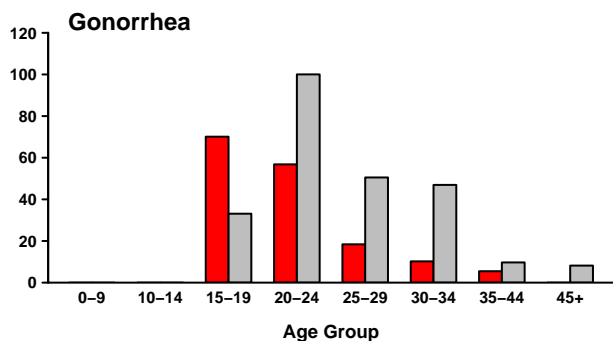
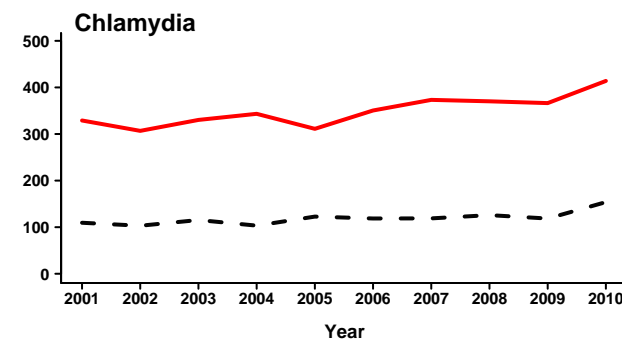
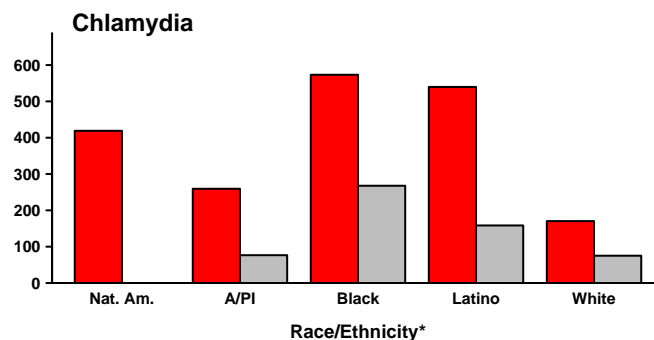
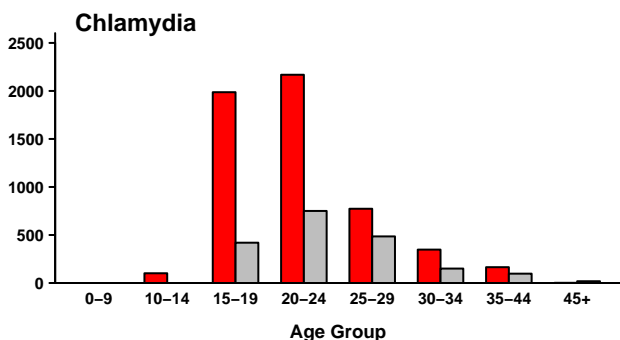


Santa Cruz County – Chlamydia, Gonorrhea, and P&S Syphilis Rates by Age Group (2010), Race/Ethnicity (2010), and Year



■ Female □ Male

— Female - - - Male



* Race data may be missing for a substantial number of cases. See the 'Data Limitations' page for further information.
 Note: Rates are per 100,000 population.
 Source: California Department of Public Health, STD Control Branch

Santa Cruz County – Chlamydia, Gonorrhea, and Early Syphilis Cases and Rates Tables for 2010

Gender & Age Group	Chlamydia			Gonorrhea			P&S Syphilis			Early Latent Syphilis			Population	
	Cases	Percent ¹	Rate	Cases	Percent ¹	Rate	Cases	Percent ¹	Rate	Cases	Percent ¹	Rate	Number	Percent ¹
COUNTY TOTAL	762	100.0%	280.1	47	100.0%	17.3	8	100.0%	2.9	5	100.0%	1.8	268,016	100.0%
Female Total	555	72.8%	413.9	16	34.0%	11.9	0	0.0%	0.0	1	20.0%	0.7	134,077	50.0%
Ages														
0 – 9	0	0.0%	0.0	0	0.0%	0.0	0	0.0%	0.0	0	0.0%	0.0	16,430	12.3%
10 – 14	7	1.3%	101.3	0	0.0%	0.0	0	0.0%	0.0	0	0.0%	0.0	6,909	5.2%
15 – 19	170	30.6%	1,986.7	6	37.5%	70.1	0	0.0%	0.0	0	0.0%	0.0	8,557	6.4%
20 – 24	229	41.3%	2,168.4	6	37.5%	56.8	0	0.0%	0.0	0	0.0%	0.0	10,561	7.9%
25 – 29	84	15.1%	772.9	2	12.5%	18.4	0	0.0%	0.0	0	0.0%	0.0	10,868	8.1%
30 – 34	34	6.1%	347.5	1	6.3%	10.2	0	0.0%	0.0	1	100.0%	10.2	9,784	7.3%
35 – 44	30	5.4%	164.7	1	6.3%	5.5	0	0.0%	0.0	0	0.0%	0.0	18,219	13.6%
45 +	1	0.2%	1.9	0	0.0%	0.0	0	0.0%	0.0	0	0.0%	0.0	52,749	39.3%
Not Specified	0	0.0%	-	0	0.0%	-	0	0.0%	-	0	0.0%	-		
Male Total	206	27.0%	153.8	29	61.7%	21.7	8	100.0%	6.0	4	80.0%	3.0	133,939	50.0%
Ages														
0 – 9	0	0.0%	0.0	0	0.0%	0.0	0	0.0%	0.0	0	0.0%	0.0	17,284	12.9%
10 – 14	0	0.0%	0.0	0	0.0%	0.0	0	0.0%	0.0	0	0.0%	0.0	7,587	5.7%
15 – 19	38	18.4%	419.5	3	10.3%	33.1	1	12.5%	11.0	1	25.0%	11.0	9,059	6.8%
20 – 24	75	36.4%	750.3	10	34.5%	100.0	1	12.5%	10.0	1	25.0%	10.0	9,996	7.5%
25 – 29	48	23.3%	484.9	5	17.2%	50.5	0	0.0%	0.0	0	0.0%	0.0	9,898	7.4%
30 – 34	16	7.8%	150.2	5	17.2%	46.9	2	25.0%	18.8	0	0.0%	0.0	10,650	8.0%
35 – 44	20	9.7%	97.1	2	6.9%	9.7	3	37.5%	14.6	1	25.0%	4.9	20,602	15.4%
45 +	9	4.4%	18.4	4	13.8%	8.2	1	12.5%	2.0	1	25.0%	2.0	48,863	36.5%
Not Specified	0	0.0%	-	0	0.0%	-	0	0.0%	-	0	0.0%	-		

Gender & Race/Ethnicity	Chlamydia			Gonorrhea			P&S Syphilis			Early Latent Syphilis			Population	
	Cases	Percent ¹	Rate	Cases	Percent ¹	Rate	Cases	Percent ¹	Rate	Cases	Percent ¹	Rate	Number	Percent ¹
COUNTY TOTAL	762	100.0%	280.1	47	100.0%	17.3	8	100.0%	2.9	5	100.0%	1.8	268,016	100.0%
Female Total	555	72.8%	413.9	16	34.0%	11.9	0	0.0%	0.0	1	20.0%	0.7	134,077	50.0%
American Indian/Alaska Native	3	0.7%	419.0	0	0.0%	0.0	0	0.0%	0.0	0	0.0%	0.0	716	0.5%
Asian/Pacific Islander	19	4.7%	259.4	0	0.0%	0.0	0	0.0%	0.0	0	0.0%	0.0	7,326	5.5%
Black/African-American	7	1.7%	573.3	1	6.7%	81.9	0	0.0%	0.0	0	0.0%	0.0	1,221	0.9%
Latina/Hispanic	248	60.9%	539.8	7	46.7%	15.2	0	0.0%	0.0	0	0.0%	0.0	45,947	34.3%
White	130	31.9%	170.4	7	46.7%	9.2	0	0.0%	0.0	1	100.0%	1.3	76,285	56.9%
Other/Multi/Not Specified	148	26.7%	-	1	6.3%	-	0	0.0%	-	0	0.0%	-	2,582	1.9%
Male Total	206	27.0%	153.8	29	61.7%	21.7	8	100.0%	6.0	4	80.0%	3.0	133,939	50.0%
American Indian/Alaska Native	0	0.0%	0.0	0	0.0%	0.0	0	0.0%	0.0	0	0.0%	0.0	812	0.6%
Asian/Pacific Islander	5	3.5%	76.5	1	3.4%	15.3	0	0.0%	0.0	0	0.0%	0.0	6,533	4.9%
Black/African-American	4	2.8%	267.7	0	0.0%	0.0	1	12.5%	66.9	1	25.0%	66.9	1,494	1.1%
Latina/Hispanic	78	54.9%	158.4	16	55.2%	32.5	2	25.0%	4.1	0	0.0%	0.0	49,231	36.8%
White	55	38.7%	75.1	12	41.4%	16.4	5	62.5%	6.8	3	75.0%	4.1	73,261	54.7%
Other/Multi/Not Specified	64	31.1%	-	0	0.0%	-	0	0.0%	-	0	0.0%	-	2,608	1.9%

¹ Gender specific age groups and race/ethnicity percent calculations exclude "Not Specified" from the denominator.

² Overall county rates were calculated using the July 1 county population estimates from the Department of Finance.
(For Santa Cruz County, the July 1, 2010 estimate is 272,092).

Note: Rates are per 100,000 population.

Source: California Department of Public Health, STD Control Branch

