

# Healthcare-Associated Infections Report, 2016



## Ventura County Medical Center (Ventura)

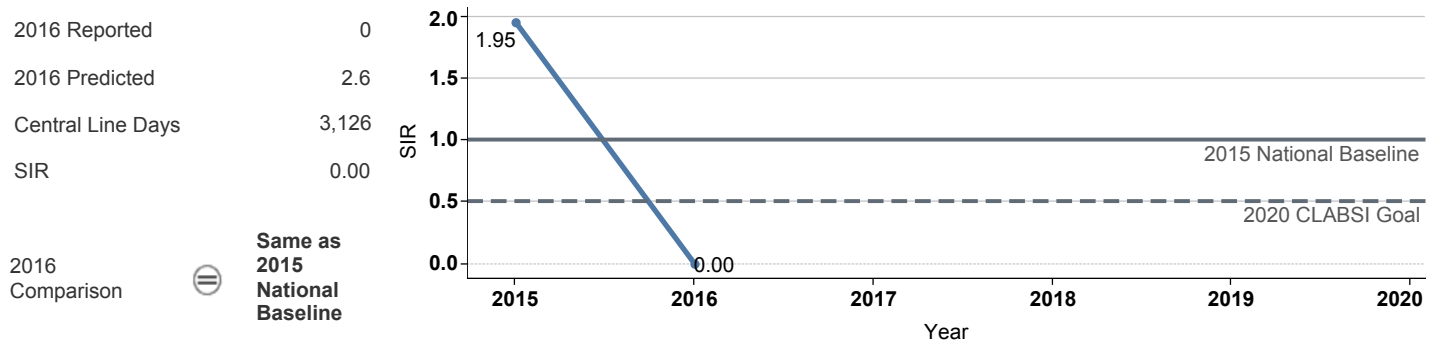
### Hospital Characteristics

County: **Ventura** Medical School Affiliation: **Graduate** Hospital Type: **Community, 125 – 250 beds**

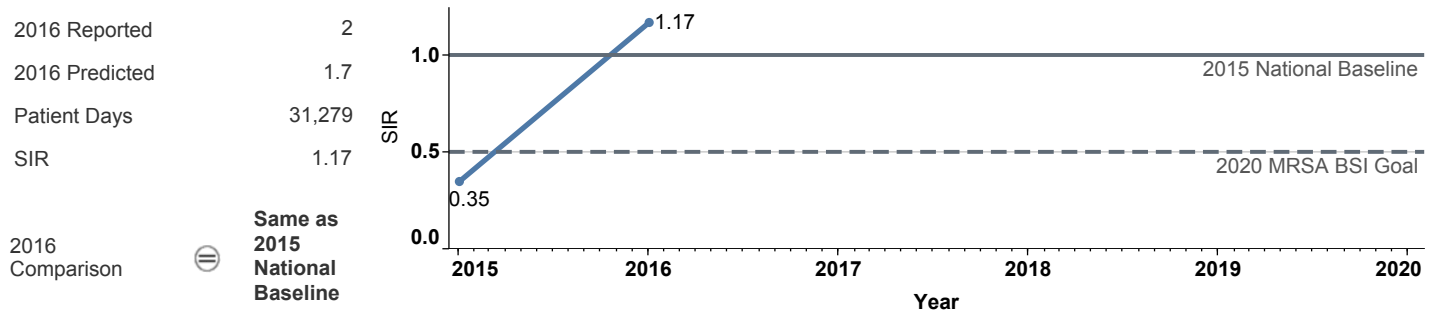
Select by Facility Name: **Ventura County Medical Center**

The **blue lines** show this hospital's healthcare-associated infection (HAI) incidence for 2015 and 2016, reported as standardized infection ratios (SIR) when possible. Each result is interpreted as the **⊖ Same**, **★ Better**, or **✖ Worse** than the national or state comparison.

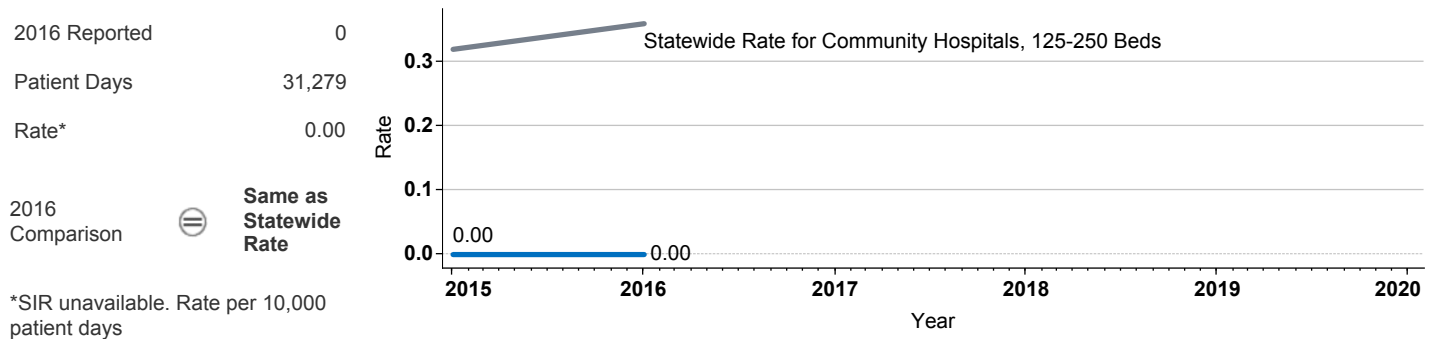
### Central Line Associated Bloodstream Infection (CLABSI)



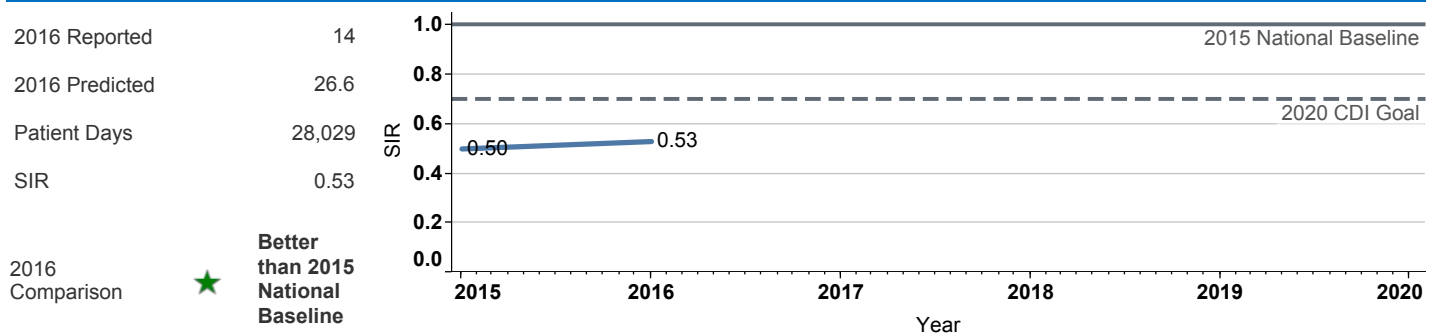
### Methicillin-Resistant *Staphylococcus aureus* Bloodstream Infection (MRSA BSI)



### Vancomycin-Resistant *Enterococcus* Bloodstream Infection (VRE BSI)



### *Clostridium difficile* Infection (CDI)



## Surgical Site Infection (SSI)

Procedure Type	Reported SSI	Predicted SSI	Number of Procedures	SIR	Compared with 2015 National Baseline
Abdominal aortic aneurysm repair	0	0.0	1	Not enough procedures to calculate SIR	
Appendix surgery	0	0.2	47	Not enough procedures to calculate SIR	
Bile duct, liver or pancreatic surgery	0	0.1	7	Not enough procedures to calculate SIR	
Cesarean section	0	0.3	199	0.00	⊖ Same
Colon surgery	2	1.4	57	1.45	⊖ Same
Exploratory abdominal surgery (lapar..	2	1.0	84	2.04	⊖ Same
Gallbladder surgery	0	0.2	105	0.00	⊖ Same
Gastric surgery	0	0.3	53	0.00	⊖ Same
Hip prosthesis	0	0.1	14	Not enough procedures to calculate SIR	
Hysterectomy, abdominal	0	0.3	40	0.00	⊖ Same
Hysterectomy, vaginal	0	0.1	15	Not enough procedures to calculate SIR	
Kidney surgery	0	0.0	4	Not enough procedures to calculate SIR	
Knee prosthesis	0	0.1	22	Not enough procedures to calculate SIR	
Laminectomy	0	0.1	32	Not enough procedures to calculate SIR	
Open reduction of fracture	0	0.7	61	0.00	⊖ Same
Ovarian surgery	0	0.0	20	Not enough procedures to calculate SIR	
Rectal surgery	0	0.1	8	Not enough procedures to calculate SIR	
Small bowel surgery	0	0.4	24	0.00	⊖ Same
Spinal fusion	0	0.2	34	0.00	⊖ Same
Spleen surgery	0	0.0	6	Not enough procedures to calculate SIR	
Thoracic surgery	0	0.1	24	Not enough procedures to calculate SIR	

Data tables available from the California Health and Human Services Open Data Portal: <https://chhs.data.ca.gov/>

Information on interpreting this report: <https://www.cdph.ca.gov/Programs/CHCQ/HAH/Pages/AnnualHAIRReports.aspx>