

# Healthcare-Associated Infections Report, 2016



## St Johns Pleasant Valley Hospital (Camarillo)

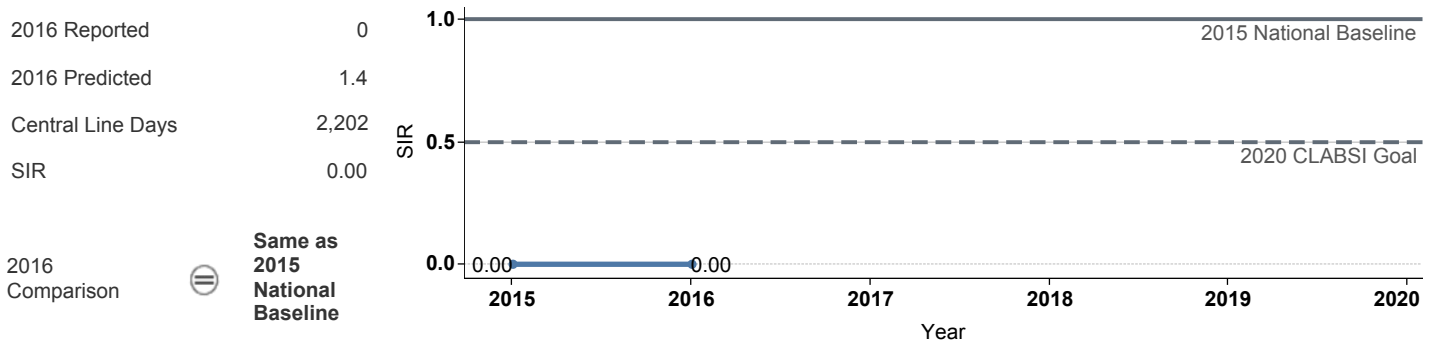
### Hospital Characteristics

County: **Ventura** Medical School Affiliation: **No** Hospital Type: **Community, < 125 beds**

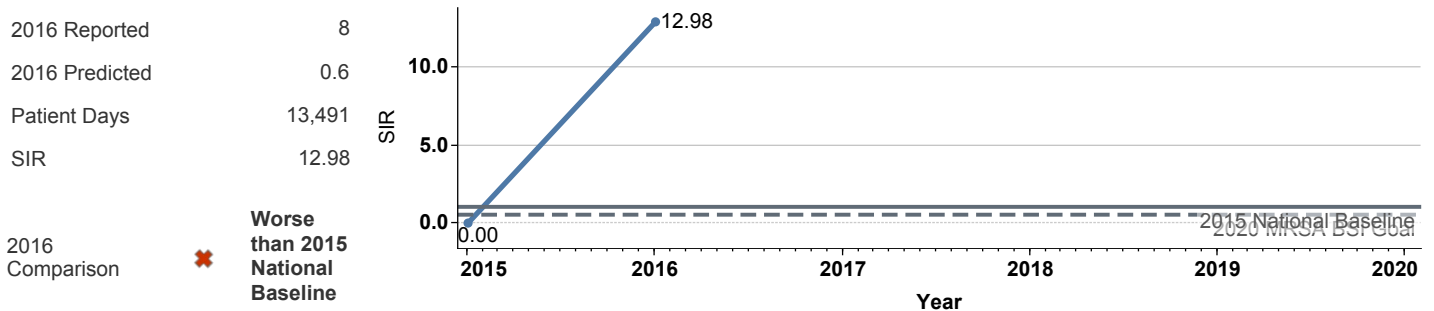
Select by Facility Name: **St Johns Pleasant Valley Hos..**

The **blue lines** show this hospital's healthcare-associated infection (HAI) incidence for 2015 and 2016, reported as standardized infection ratios (SIR) when possible. Each result is interpreted as the **⊖ Same**, **★ Better**, or **✘ Worse** than the national or state comparison.

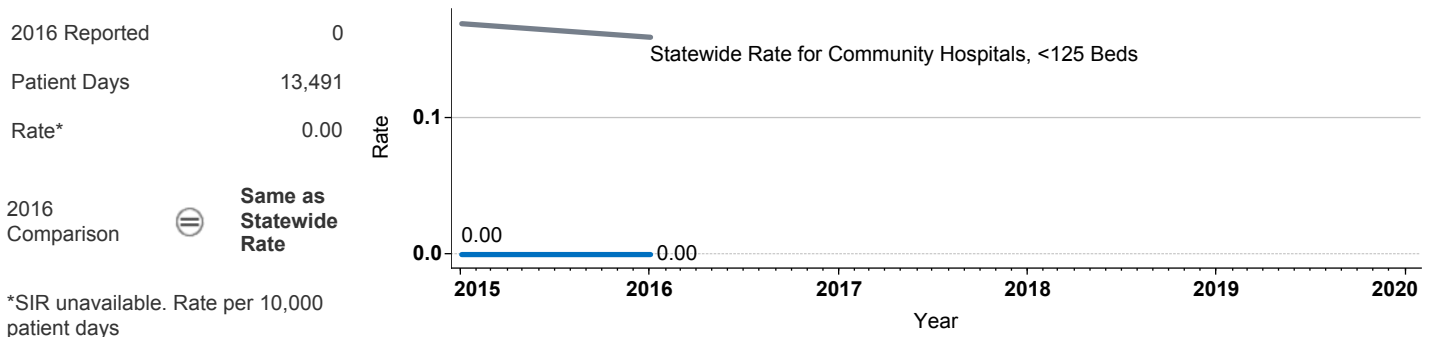
### Central Line Associated Bloodstream Infection (CLABSI)



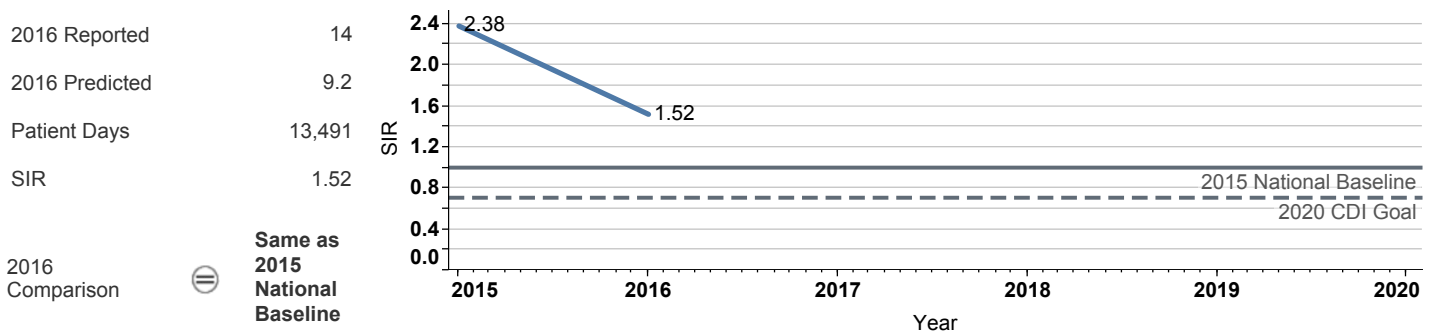
### Methicillin-Resistant *Staphylococcus aureus* Bloodstream Infection (MRSA BSI)



### Vancomycin-Resistant *Enterococcus* Bloodstream Infection (VRE BSI)



### Clostridium difficile Infection (CDI)



## Surgical Site Infection (SSI)

Procedure Type	Reported SSI	Predicted SSI	Number of Procedures	SIR	Compared with 2015 National Baseline
Appendix surgery	0	0.1	34	<b>Not enough procedures to calculate SIR</b>	
Bile duct, liver or pancreatic surgery	0	0.1	6	<b>Not enough procedures to calculate SIR</b>	
Colon surgery	1	1.1	56	<b>0.94</b>	⊖ Same
Exploratory abdominal surgery (lapar..	0	0.4	73	<b>0.00</b>	⊖ Same
Gallbladder surgery	0	0.2	51	<b>Not enough procedures to calculate SIR</b>	
Gastric surgery	0	0.1	10	<b>Not enough procedures to calculate SIR</b>	
Hip prosthesis	0	0.5	51	<b>0.00</b>	⊖ Same
Hysterectomy, abdominal	0	0.1	20	<b>Not enough procedures to calculate SIR</b>	
Hysterectomy, vaginal	0	0.0	7	<b>Not enough procedures to calculate SIR</b>	
Knee prosthesis	0	0.1	41	<b>Not enough procedures to calculate SIR</b>	
Laminectomy	0	0.1	30	<b>Not enough procedures to calculate SIR</b>	
Open reduction of fracture	0	0.1	29	<b>Not enough procedures to calculate SIR</b>	
Ovarian surgery	0	0.0	29	<b>Not enough procedures to calculate SIR</b>	
Pacemaker surgery	0	0.0	16	<b>Not enough procedures to calculate SIR</b>	
Rectal surgery	0	0.1	4	<b>Not enough procedures to calculate SIR</b>	
Small bowel surgery	0	0.6	35	<b>0.00</b>	⊖ Same
Spinal fusion	0	0.1	40	<b>Not enough procedures to calculate SIR</b>	
Thoracic surgery	0	0.0	4	<b>Not enough procedures to calculate SIR</b>	

Data tables available from the California Health and Human Services Open Data Portal: <https://chhs.data.ca.gov/>

Information on interpreting this report: <https://www.cdph.ca.gov/Programs/CHCQ/HAH/Pages/AnnualHAIRReports.aspx>