

Healthcare-Associated Infections Report, 2016



Simi Valley Hospital & Health Care Services (Simi Valley)

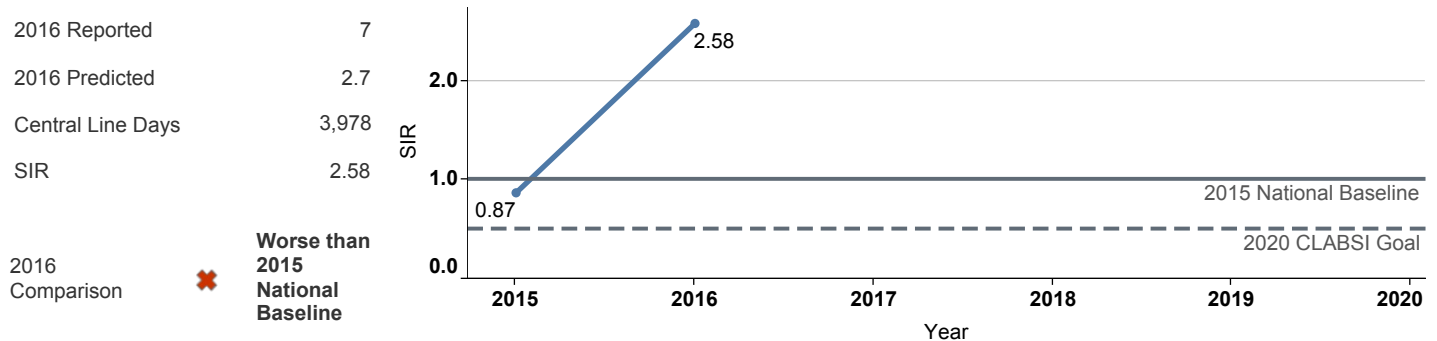
Hospital Characteristics

County: **Ventura** Medical School Affiliation: **No** Hospital Type: **Community, 125 – 250 beds**

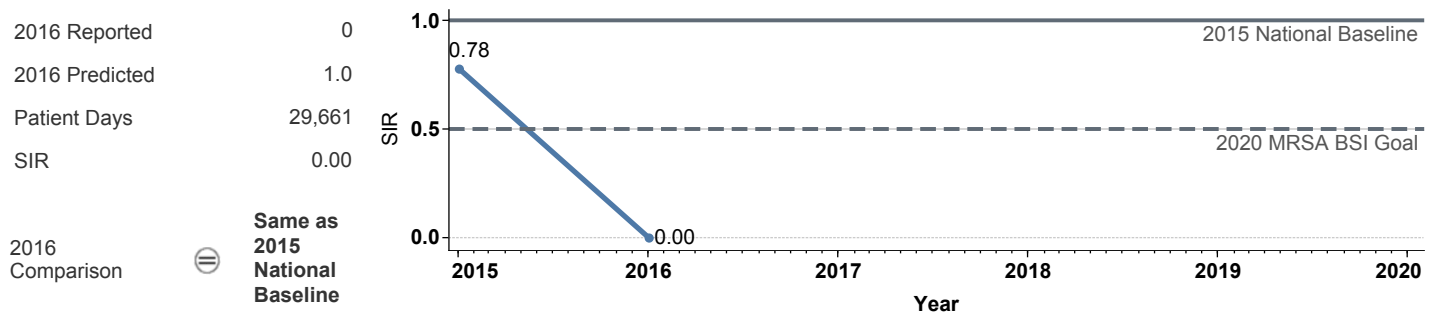
Select by Facility Name: **Simi Valley Hospital & Health ..**

The **blue lines** show this hospital's healthcare-associated infection (HAI) incidence for 2015 and 2016, reported as standardized infection ratios (SIR) when possible. Each result is interpreted as the **⊖ Same**, **★ Better**, or **✖ Worse** than the national or state comparison.

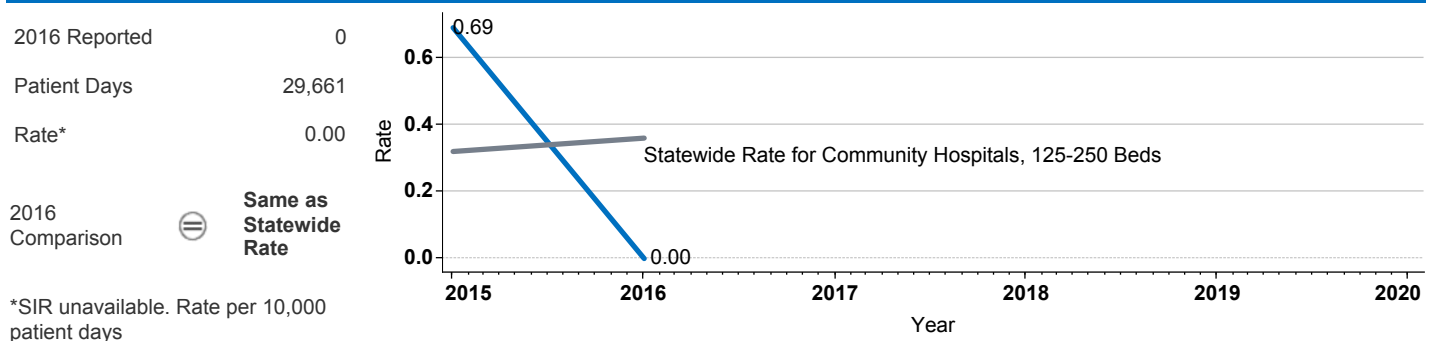
Central Line Associated Bloodstream Infection (CLABSI)



Methicillin-Resistant *Staphylococcus aureus* Bloodstream Infection (MRSA BSI)

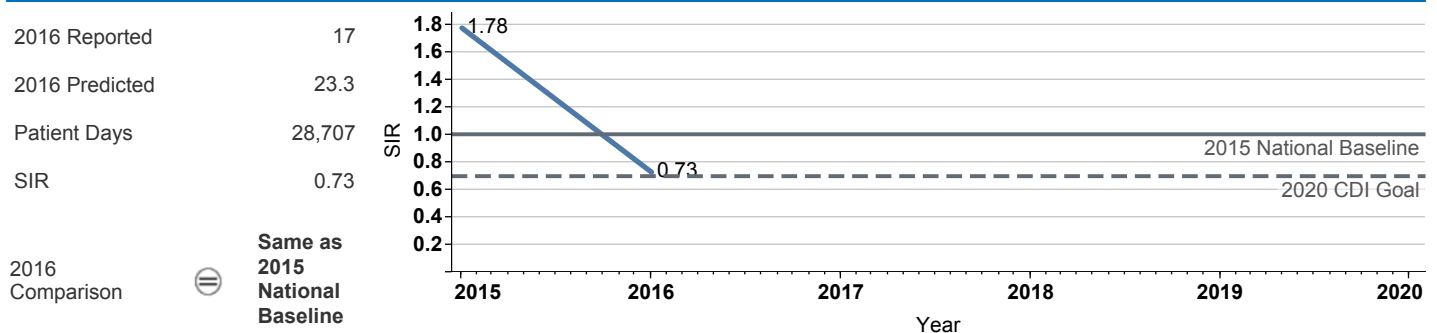


Vancomycin-Resistant *Enterococcus* Bloodstream Infection (VRE BSI)



*SIR unavailable. Rate per 10,000 patient days

Clostridium difficile Infection (CDI)



Surgical Site Infection (SSI)

Procedure Type	Reported SSI	Predicted SSI	Number of Procedures	SIR	Compared with 2015 National Baseline
Appendix surgery	0	0.3	104	0.00	⊖ Same
Bile duct, liver or pancreatic surgery	0	0.0	3	Not enough procedures to calculate SIR	
Cesarean section	0	0.1	124	Not enough procedures to calculate SIR	
Colon surgery	1	1.1	53	0.93	⊖ Same
Exploratory abdominal surgery (lapar..	0	0.5	121	0.00	⊖ Same
Gallbladder surgery	0	0.3	108	0.00	⊖ Same
Gastric surgery	0	0.1	9	Not enough procedures to calculate SIR	
Hip prosthesis	2	0.3	39	6.94	⊖ Same
Hysterectomy, abdominal	0	0.2	37	Not enough procedures to calculate SIR	
Hysterectomy, vaginal	0	0.1	27	Not enough procedures to calculate SIR	
Kidney surgery	0	0.0	8	Not enough procedures to calculate SIR	
Knee prosthesis	0	0.0	8	Not enough procedures to calculate SIR	
Laminectomy	0	0.1	26	Not enough procedures to calculate SIR	
Open reduction of fracture	1	0.3	56	3.75	⊖ Same
Ovarian surgery	0	0.1	105	Not enough procedures to calculate SIR	
Pacemaker surgery	0	0.0	29	Not enough procedures to calculate SIR	
Rectal surgery	0	0.0	1	Not enough procedures to calculate SIR	
Small bowel surgery	0	0.5	27	0.00	⊖ Same
Spinal fusion	0	0.1	32	Not enough procedures to calculate SIR	
Spleen surgery	0	0.0	5	Not enough procedures to calculate SIR	
Thoracic surgery	0	0.0	12	Not enough procedures to calculate SIR	

Data tables available from the California Health and Human Services Open Data Portal: <https://chhs.data.ca.gov/>

Information on interpreting this report: <https://www.cdph.ca.gov/Programs/CHCQ/HAI/Pages/AnnualHAIRports.aspx>