

Healthcare-Associated Infections Report, 2016



Los Robles Hospital & Medical Center (Thousand Oaks)

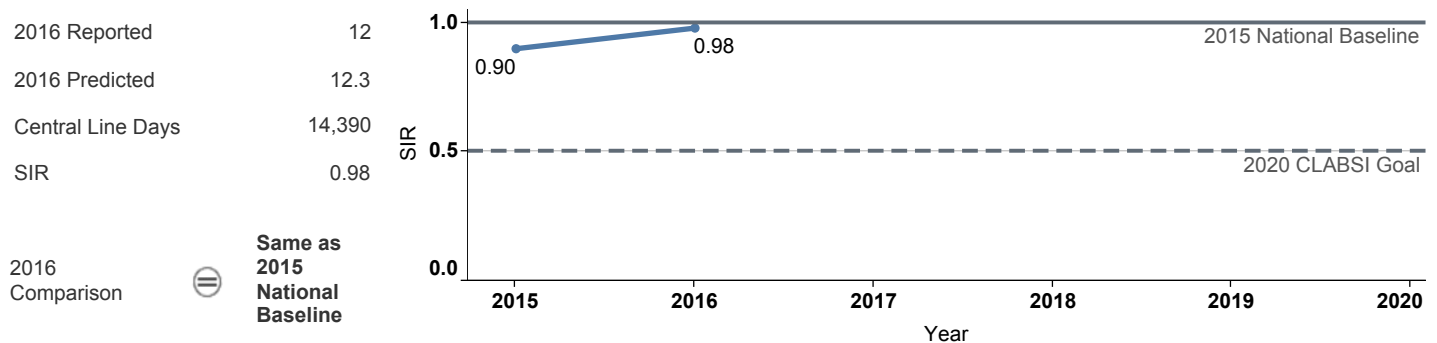
Hospital Characteristics

County: **Ventura**
 Medical School Affiliation: **No**
 Hospital Type: **Community, > 250 beds**

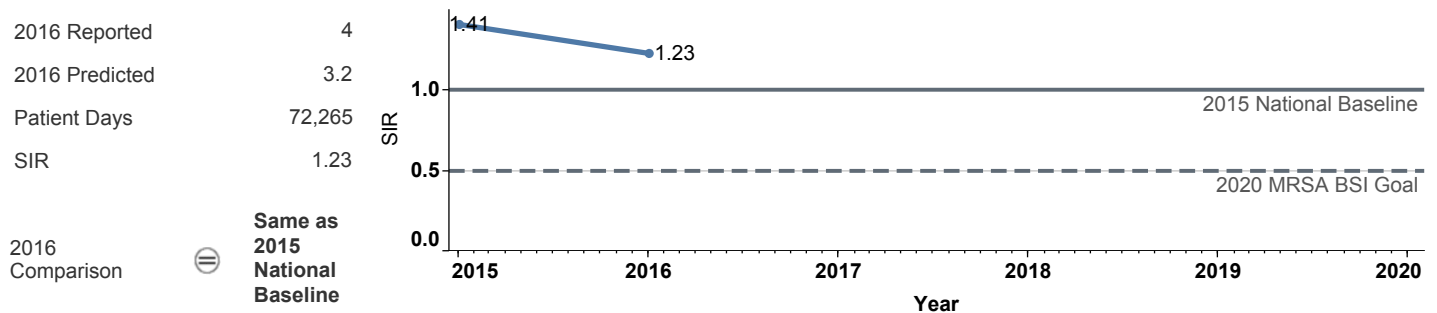
Select by Facility Name:
 Los Robles Hospital & Medical..

The **blue lines** show this hospital's healthcare-associated infection (HAI) incidence for 2015 and 2016, reported as standardized infection ratios (SIR) when possible. Each result is interpreted as the **⊖ Same**, **★ Better**, or **✘ Worse** than the national or state comparison.

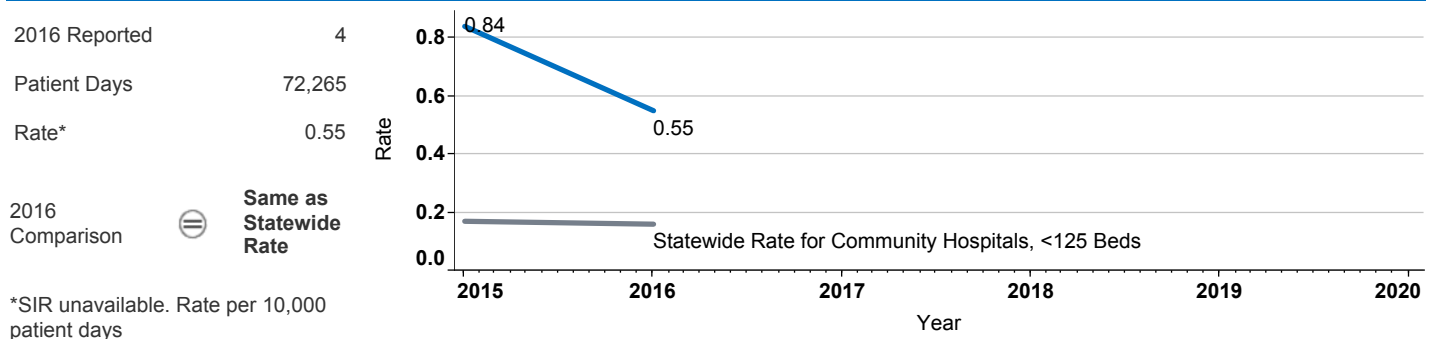
Central Line Associated Bloodstream Infection (CLABSI)



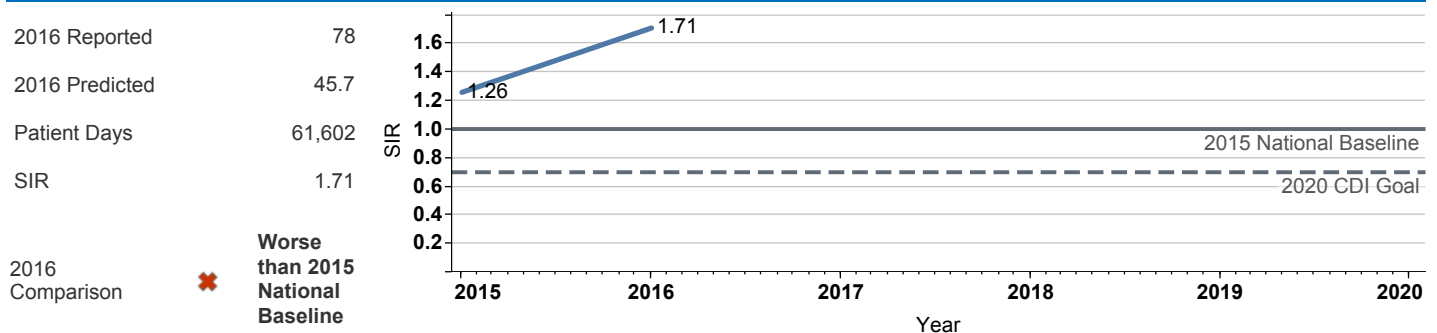
Methicillin-Resistant *Staphylococcus aureus* Bloodstream Infection (MRSA BSI)



Vancomycin-Resistant *Enterococcus* Bloodstream Infection (VRE BSI)



Clostridium difficile Infection (CDI)



Surgical Site Infection (SSI)

Procedure Type	Reported SSI	Predicted SSI	Number of Procedures	SIR	Compared with 2015 National Baseline
Appendix surgery	2	0.3	138	6.41	⊖ Same
Bile duct, liver or pancreatic surgery	1	0.6	24	1.74	⊖ Same
Cardiac surgery	0	0.2	59	0.00	⊖ Same
Cesarean section	0	0.5	682	0.00	⊖ Same
Colon surgery	5	4.1	190	1.22	⊖ Same
Coronary bypass, chest and donor in..	0	0.4	69	0.00	⊖ Same
Coronary bypass, chest incision only	0	0.1	16	Not enough procedures to calculate SIR	
Exploratory abdominal surgery (lapar..	3	1.2	224	2.57	⊖ Same
Gallbladder surgery	1	1.0	218	1.01	⊖ Same
Gastric surgery	1	0.5	47	2.19	⊖ Same
Hip prosthesis	0	1.4	281	0.00	⊖ Same
Hysterectomy, abdominal	1	0.6	84	1.76	⊖ Same
Hysterectomy, vaginal	0	0.2	43	Not enough procedures to calculate SIR	
Kidney surgery	0	0.0	13	Not enough procedures to calculate SIR	
Knee prosthesis	2	0.9	193	2.28	⊖ Same
Laminectomy	0	1.0	343	0.00	⊖ Same
Open reduction of fracture	2	1.8	246	1.10	⊖ Same
Ovarian surgery	0	0.1	117	Not enough procedures to calculate SIR	
Pacemaker surgery	0	0.3	154	0.00	⊖ Same
Rectal surgery	1	0.1	13	Not enough procedures to calculate SIR	
Small bowel surgery	2	2.1	111	0.93	⊖ Same
Spinal fusion	2	2.3	370	0.87	⊖ Same
Spleen surgery	0	0.1	12	Not enough procedures to calculate SIR	
Thoracic surgery	0	0.3	86	0.00	⊖ Same

Data tables available from the California Health and Human Services Open Data Portal: <https://chhs.data.ca.gov/>

Information on interpreting this report: <https://www.cdph.ca.gov/Programs/CHCQ/HAI/Pages/AnnualHAIRports.aspx>