

# Healthcare-Associated Infections Report, 2016



## Sonora Regional Medical Center (Sonora)

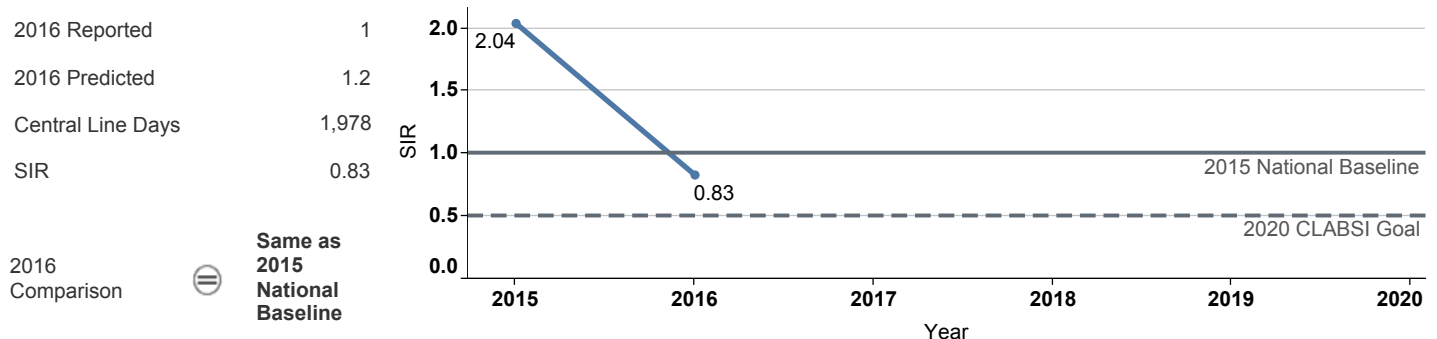
### Hospital Characteristics

County: Tuolumne | Medical School Affiliation: Undergraduate | Hospital Type: Community, < 125 beds

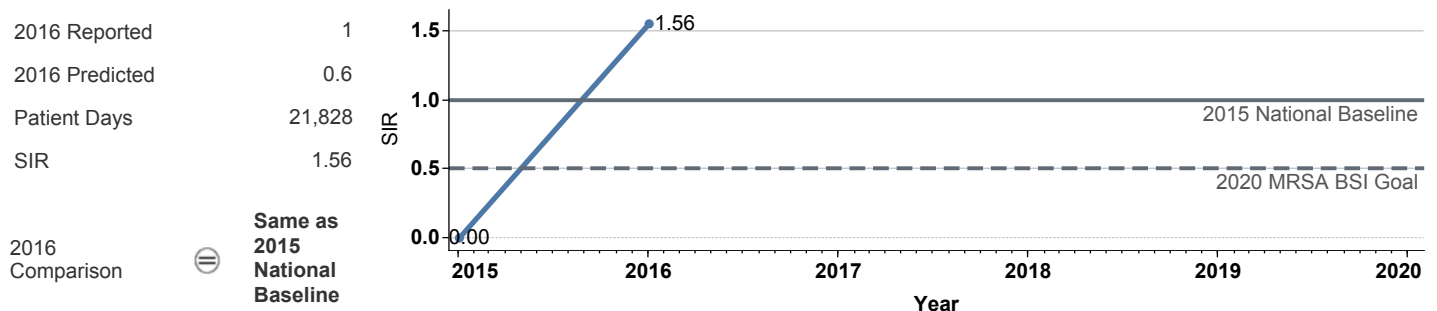
Select by Facility Name: Sonora Regional Medical Cent..

The **blue lines** show this hospital's healthcare-associated infection (HAI) incidence for 2015 and 2016, reported as standardized infection ratios (SIR) when possible. Each result is interpreted as the **⊖ Same**, **★ Better**, or **✘ Worse** than the national or state comparison.

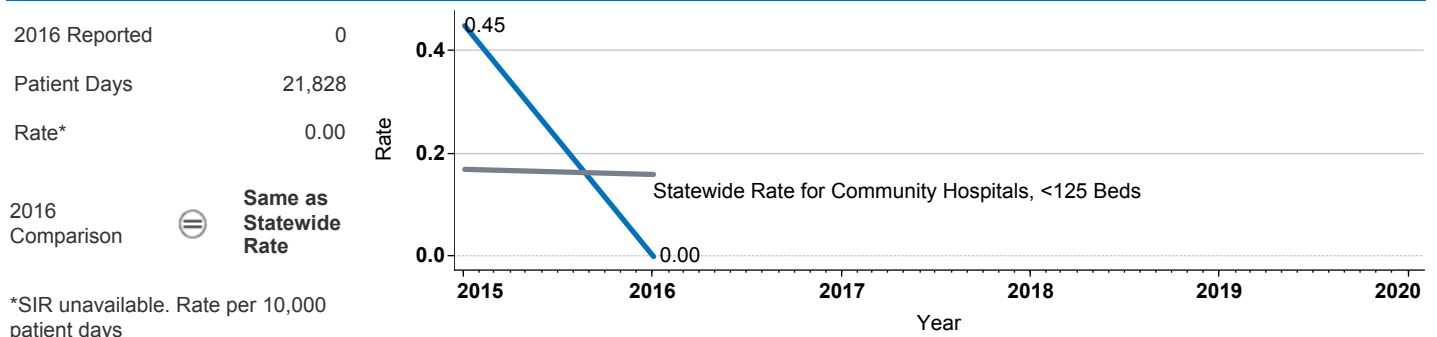
### Central Line Associated Bloodstream Infection (CLABSI)



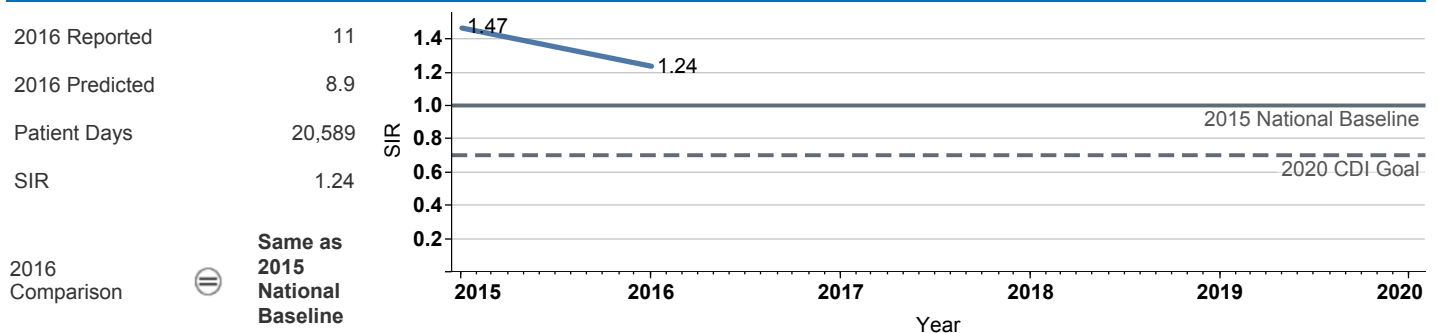
### Methicillin-Resistant *Staphylococcus aureus* Bloodstream Infection (MRSA BSI)



### Vancomycin-Resistant *Enterococcus* Bloodstream Infection (VRE BSI)



### *Clostridium difficile* Infection (CDI)



## Surgical Site Infection (SSI)

Procedure Type	Reported SSI	Predicted SSI	Number of Procedures	SIR	Compared with 2015 National Baseline
Appendix surgery	2	0.3	77	7.61	⊖ Same
Bile duct, liver or pancreatic surgery	0	0.0	3	<b>Not enough procedures to calculate SIR</b>	
Cesarean section	0	0.2	200	0.00	⊖ Same
Colon surgery	2	0.9	56	2.16	⊖ Same
Exploratory abdominal surgery (lapar..	1	0.5	92	2.16	⊖ Same
Gallbladder surgery	0	0.4	104	0.00	⊖ Same
Gastric surgery	0	0.1	6	<b>Not enough procedures to calculate SIR</b>	
Hip prosthesis	1	0.6	139	1.63	⊖ Same
Hysterectomy, abdominal	0	0.2	35	<b>Not enough procedures to calculate SIR</b>	
Hysterectomy, vaginal	1	0.3	61	3.91	⊖ Same
Kidney surgery	0	0.0	6	<b>Not enough procedures to calculate SIR</b>	
Knee prosthesis	1	0.8	243	1.29	⊖ Same
Laminectomy	0	0.1	47	<b>Not enough procedures to calculate SIR</b>	
Open reduction of fracture	1	0.8	105	1.33	⊖ Same
Ovarian surgery	0	0.1	115	<b>Not enough procedures to calculate SIR</b>	
Pacemaker surgery	0	0.1	57	<b>Not enough procedures to calculate SIR</b>	
Rectal surgery	0	0.2	14	0.00	⊖ Same
Small bowel surgery	0	0.6	30	0.00	⊖ Same
Spinal fusion	0	0.1	38	<b>Not enough procedures to calculate SIR</b>	
Spleen surgery	0	0.0	1	<b>Not enough procedures to calculate SIR</b>	
Thoracic surgery	0	0.0	1	<b>Not enough procedures to calculate SIR</b>	

Data tables available from the California Health and Human Services Open Data Portal: <https://chhs.data.ca.gov/>

Information on interpreting this report: <https://www.cdph.ca.gov/Programs/CHCQ/HAI/Pages/AnnualHAIReports.aspx>