

Healthcare-Associated Infections Report, 2016



Emanuel Medical Center (Turlock)

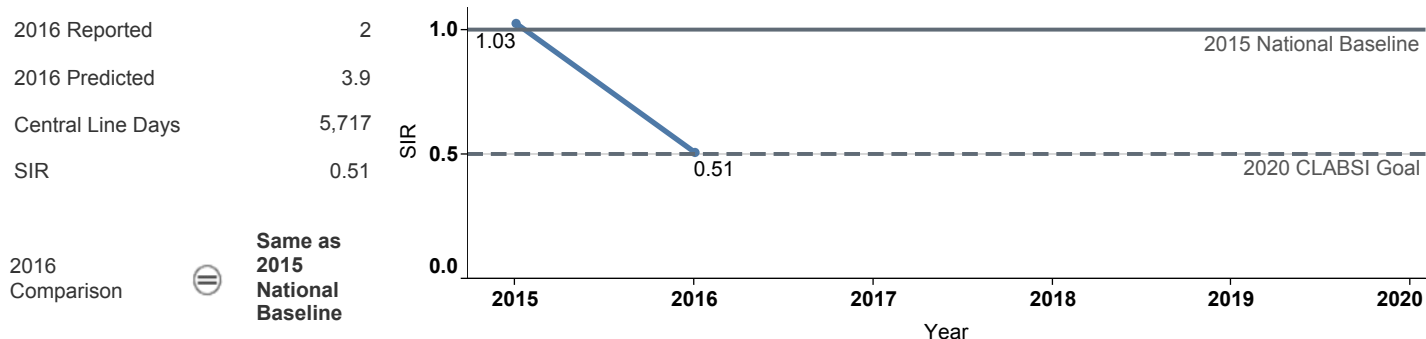
Hospital Characteristics

County: Stanislaus
 Medical School Affiliation: Undergraduate
 Hospital Type: Community, 125 – 250 beds

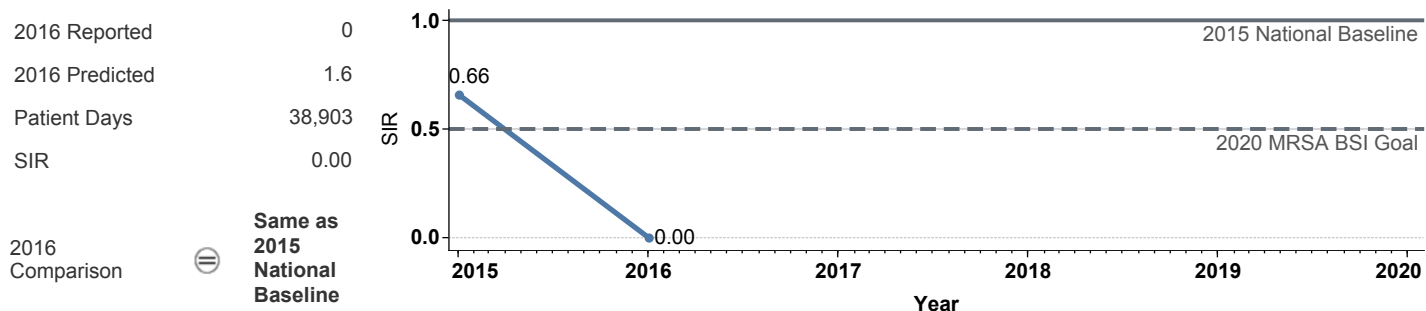
Select by Facility Name
 Emanuel Medical Center

The **blue lines** show this hospital's healthcare-associated infection (HAI) incidence for 2015 and 2016, reported as standardized infection ratios (SIR) when possible. Each result is interpreted as the **⊖ Same**, **★ Better**, or **✘ Worse** than the national or state comparison.

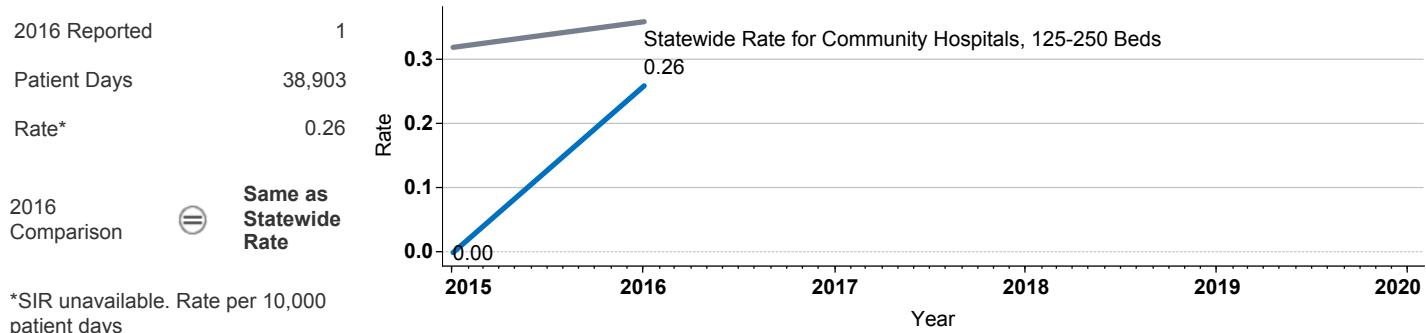
Central Line Associated Bloodstream Infection (CLABSI)



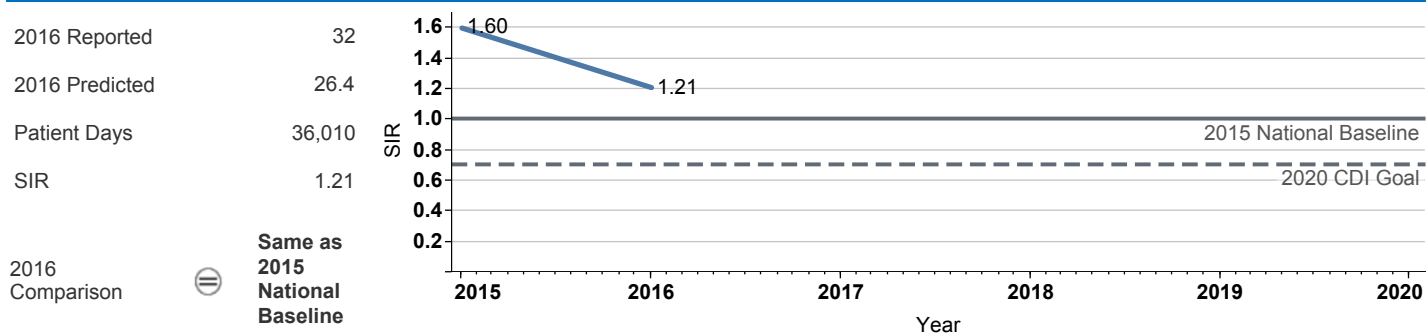
Methicillin-Resistant *Staphylococcus aureus* Bloodstream Infection (MRSA BSI)



Vancomycin-Resistant *Enterococcus* Bloodstream Infection (VRE BSI)



Clostridium difficile Infection (CDI)



Surgical Site Infection (SSI)

Procedure Type	Reported SSI	Predicted SSI	Number of Procedures	SIR	Compared with 2015 National Baseline
Appendix surgery	1	0.4	133	2.56	⊖ Same
Bile duct, liver or pancreatic surgery	0	0.0	3	Not enough procedures to calculate SIR	
Cardiac surgery	0	0.0	2	Not enough procedures to calculate SIR	
Cesarean section	0	0.2	287	Not enough procedures to calculate SIR	
Colon surgery	3	1.9	91	1.55	⊖ Same
Coronary bypass, chest and donor in..	0	0.2	33	Not enough procedures to calculate SIR	
Exploratory abdominal surgery (lapar..	5	0.5	89	9.54	✖ Worse
Gallbladder surgery	0	0.4	226	0.00	⊖ Same
Gastric surgery	0	0.1	6	Not enough procedures to calculate SIR	
Hip prosthesis	0	0.4	69	0.00	⊖ Same
Hysterectomy, abdominal	0	0.2	27	Not enough procedures to calculate SIR	
Hysterectomy, vaginal	0	0.2	40	Not enough procedures to calculate SIR	
Knee prosthesis	0	0.4	135	0.00	⊖ Same
Open reduction of fracture	0	0.2	30	Not enough procedures to calculate SIR	
Ovarian surgery	0	0.1	71	Not enough procedures to calculate SIR	
Pacemaker surgery	1	0.2	133	4.37	⊖ Same
Rectal surgery	0	0.0	6	Not enough procedures to calculate SIR	
Small bowel surgery	0	0.5	28	0.00	⊖ Same
Spleen surgery	0	0.0	1	Not enough procedures to calculate SIR	
Thoracic surgery	0	0.0	11	Not enough procedures to calculate SIR	

Data tables available from the California Health and Human Services Open Data Portal: <https://chhs.data.ca.gov/>

Information on interpreting this report: <https://www.cdph.ca.gov/Programs/CHCQ/HAI/Pages/AnnualHAIRports.aspx>