

# Healthcare-Associated Infections Report, 2016



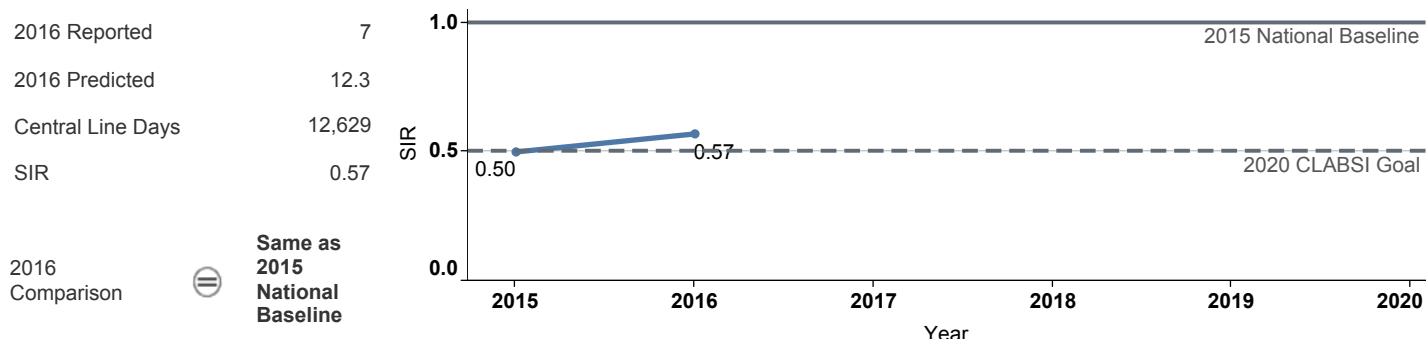
## Doctors Medical Center (Modesto)

### Hospital Characteristics

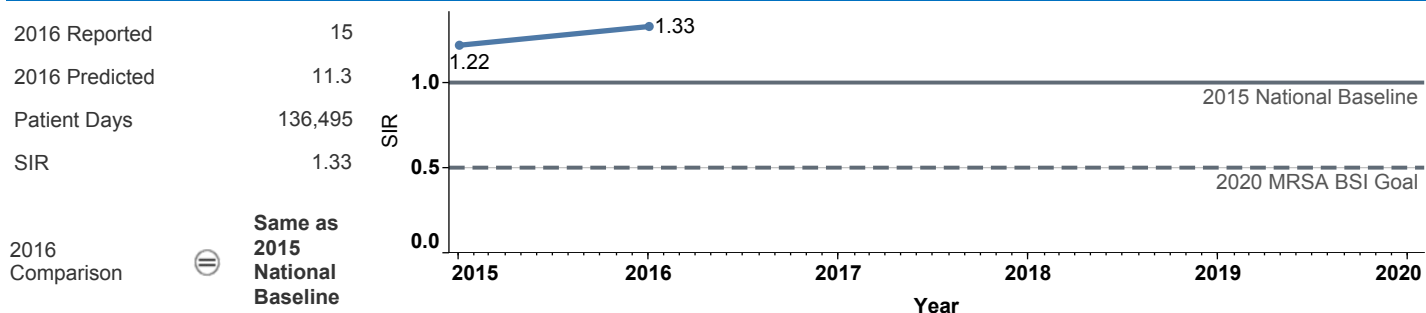
County	Medical School Affiliation	Hospital Type	Select by Facility Name
Stanislaus	Graduate	Community, > 250 beds	Doctors Medical Center

The **blue lines** show this hospital's healthcare-associated infection (HAI) incidence for 2015 and 2016, reported as standardized infection ratios (SIR) when possible. Each result is interpreted as the **⊖ Same**, **★ Better**, or **✘ Worse** than the national or state comparison.

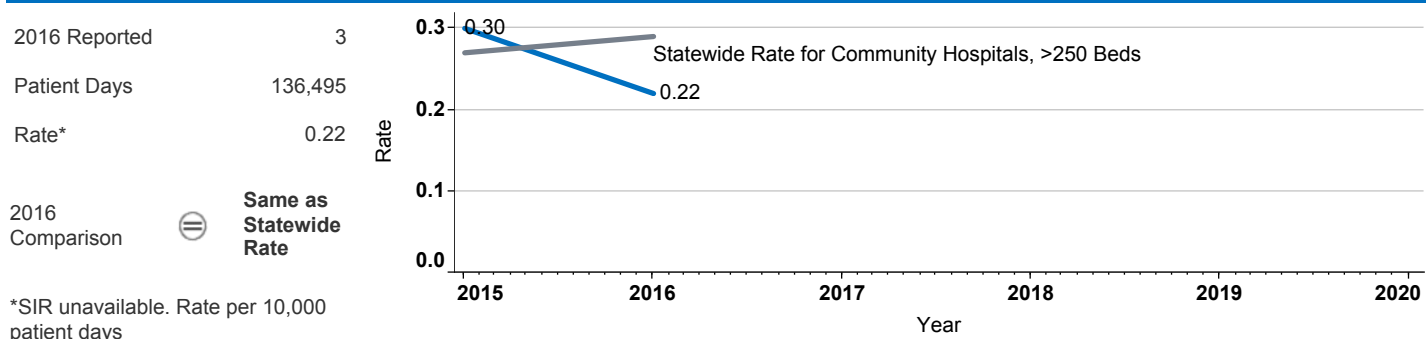
### Central Line Associated Bloodstream Infection (CLABSI)



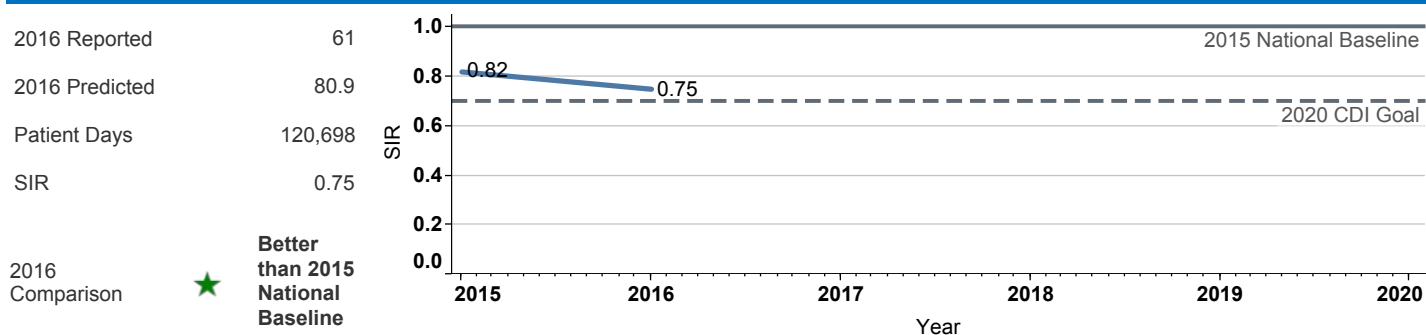
### Methicillin-Resistant *Staphylococcus aureus* Bloodstream Infection (MRSA BSI)



### Vancomycin-Resistant *Enterococcus* Bloodstream Infection (VRE BSI)



### Clostridium difficile Infection (CDI)



## Surgical Site Infection (SSI)

Procedure Type	Reported SSI	Predicted SSI	Number of Procedures	SIR	Compared with 2015 National Baseline
Abdominal aortic aneurysm repair	0	0.1	12	<b>Not enough procedures to calculate SIR</b>	
Appendix surgery	0	0.7	137	0.00	⊖ Same
Bile duct, liver or pancreatic surgery	0	0.8	37	0.00	⊖ Same
Cardiac surgery	0	0.4	143	0.00	⊖ Same
Cesarean section	0	1.3	1,181	0.00	⊖ Same
Colon surgery	5	4.6	156	1.09	⊖ Same
Coronary bypass, chest and donor in..	0	2.0	304	0.00	⊖ Same
Coronary bypass, chest incision only	0	0.0	4	<b>Not enough procedures to calculate SIR</b>	
Exploratory abdominal surgery (lapar..	1	1.1	251	0.89	⊖ Same
Gallbladder surgery	0	1.0	279	0.00	⊖ Same
Gastric surgery	1	0.7	178	1.44	⊖ Same
Hip prosthesis	4	2.3	268	1.71	⊖ Same
Hysterectomy, abdominal	1	0.7	92	1.51	⊖ Same
Hysterectomy, vaginal	1	0.2	48	4.95	⊖ Same
Kidney surgery	0	0.1	38	<b>Not enough procedures to calculate SIR</b>	
Knee prosthesis	5	1.6	431	3.06	✖ Worse
Laminectomy	0	1.1	251	0.00	⊖ Same
Open reduction of fracture	1	2.3	338	0.43	⊖ Same
Ovarian surgery	0	0.1	105	<b>Not enough procedures to calculate SIR</b>	
Pacemaker surgery	0	0.2	111	0.00	⊖ Same
Rectal surgery	0	0.4	22	0.00	⊖ Same
Small bowel surgery	0	2.6	131	0.00	⊖ Same
Spinal fusion	1	2.9	290	0.35	⊖ Same
Spleen surgery	0	0.1	12	<b>Not enough procedures to calculate SIR</b>	
Thoracic surgery	0	0.2	109	0.00	⊖ Same

Data tables available from the California Health and Human Services Open Data Portal: <https://chhs.data.ca.gov/>

Information on interpreting this report: <https://www.cdph.ca.gov/Programs/CHCQ/HAI/Pages/AnnualHAIReports.aspx>