

Healthcare-Associated Infections Report, 2016



Sutter Santa Rosa Regional Hospital (Santa Rosa)

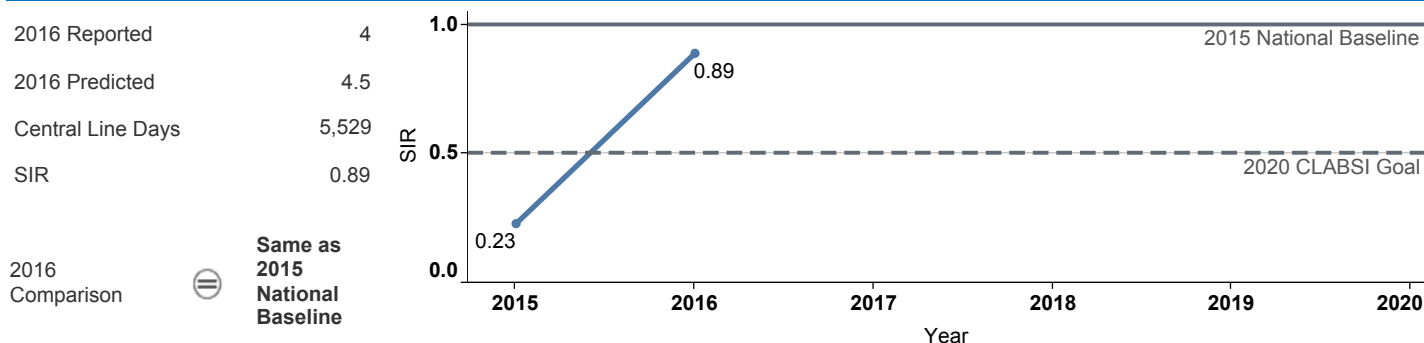
Hospital Characteristics

County: **Sonoma** Medical School Affiliation: **Graduate** Hospital Type: **Community, < 125 beds**

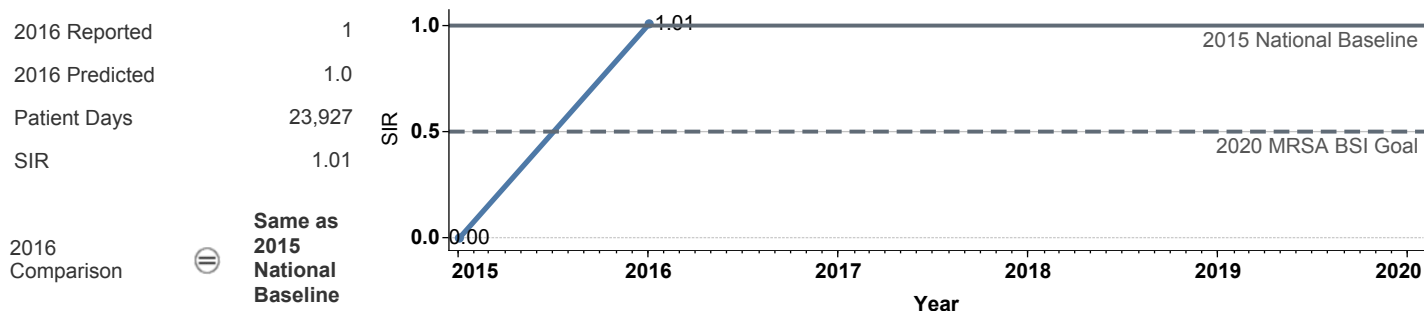
Select by Facility Name: **Sutter Santa Rosa Regional H..**

The **blue lines** show this hospital's healthcare-associated infection (HAI) incidence for 2015 and 2016, reported as standardized infection ratios (SIR) when possible. Each result is interpreted as the **⊖ Same**, **★ Better**, or **✘ Worse** than the national or state comparison.

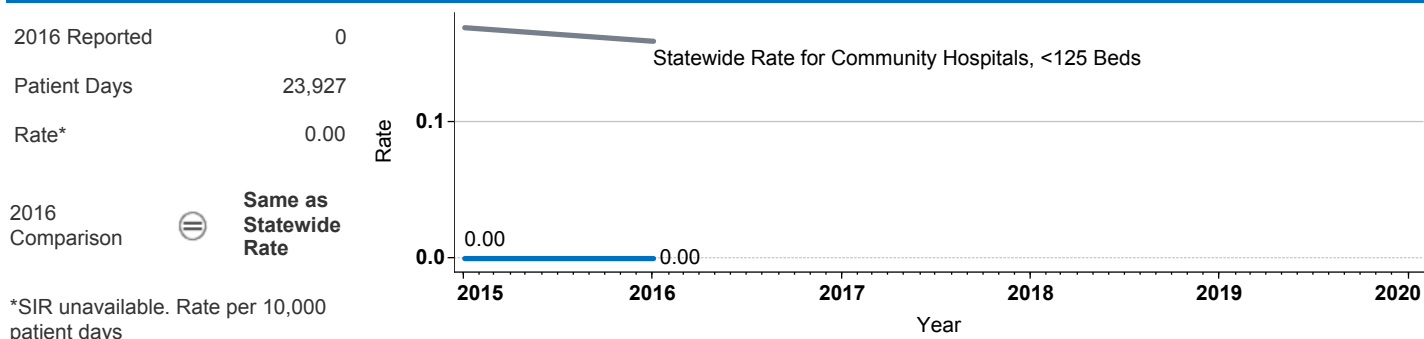
Central Line Associated Bloodstream Infection (CLABSI)



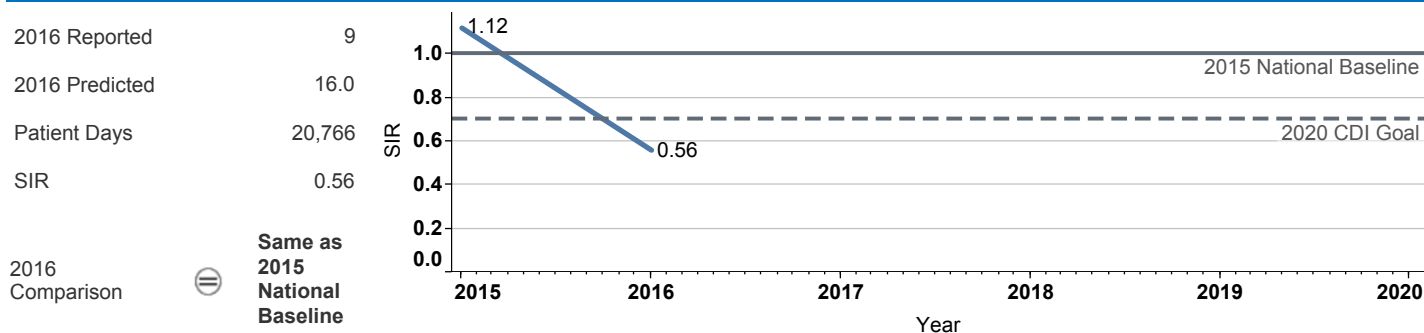
Methicillin-Resistant *Staphylococcus aureus* Bloodstream Infection (MRSA BSI)



Vancomycin-Resistant *Enterococcus* Bloodstream Infection (VRE BSI)



Clostridium difficile Infection (CDI)



Surgical Site Infection (SSI)

Procedure Type	Reported SSI	Predicted SSI	Number of Procedures	SIR	Compared with 2015 National Baseline
Appendix surgery	0	0.3	120	0.00	⊖ Same
Bile duct, liver or pancreatic surgery	0	0.1	11	Not enough procedures to calculate SIR	
Cardiac surgery	0	0.1	44	Not enough procedures to calculate SIR	
Cesarean section	1	0.5	425	2.03	⊖ Same
Colon surgery	2	1.8	106	1.13	⊖ Same
Coronary bypass, chest and donor in..	0	0.2	36	Not enough procedures to calculate SIR	
Coronary bypass, chest incision only	0	0.0	1	Not enough procedures to calculate SIR	
Exploratory abdominal surgery (lapar..	1	0.6	141	1.61	⊖ Same
Gallbladder surgery	0	0.3	126	0.00	⊖ Same
Gastric surgery	1	0.6	128	1.60	⊖ Same
Hip prosthesis	2	1.8	224	1.12	⊖ Same
Hysterectomy, abdominal	0	0.6	126	0.00	⊖ Same
Hysterectomy, vaginal	0	0.0	11	Not enough procedures to calculate SIR	
Kidney surgery	0	0.0	2	Not enough procedures to calculate SIR	
Knee prosthesis	0	1.3	357	0.00	⊖ Same
Laminectomy	2	0.3	86	8.00	⊖ Same
Open reduction of fracture	0	0.4	73	0.00	⊖ Same
Ovarian surgery	0	0.0	78	Not enough procedures to calculate SIR	
Pacemaker surgery	0	0.1	77	Not enough procedures to calculate SIR	
Rectal surgery	0	0.2	9	Not enough procedures to calculate SIR	
Small bowel surgery	0	0.8	42	0.00	⊖ Same
Spinal fusion	0	0.2	100	0.00	⊖ Same
Thoracic surgery	0	0.1	52	Not enough procedures to calculate SIR	

Data tables available from the California Health and Human Services Open Data Portal: <https://chhs.data.ca.gov/>

Information on interpreting this report: <https://www.cdph.ca.gov/Programs/CHCQ/HAI/Pages/AnnualHAIRports.aspx>