

# Healthcare-Associated Infections Report, 2016



## Santa Rosa Memorial Hospital (Santa Rosa)

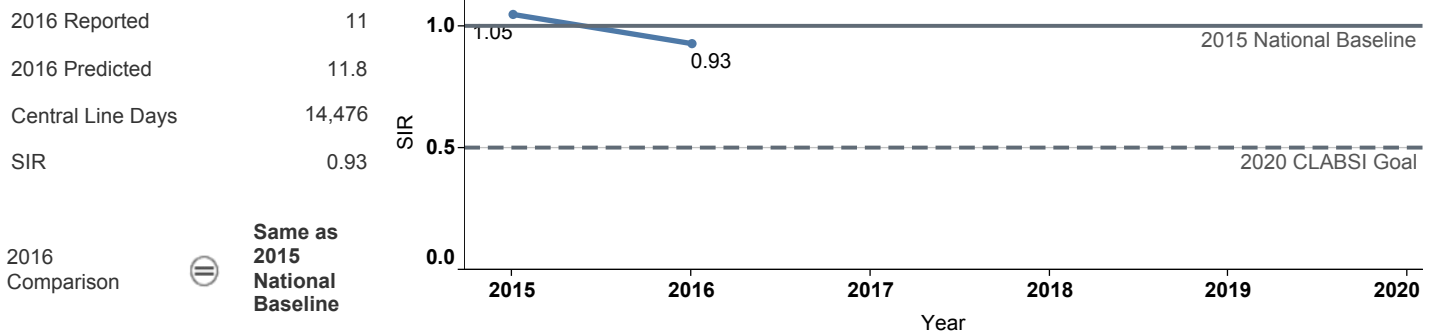
### Hospital Characteristics

County: **Sonoma** Medical School Affiliation: **No** Hospital Type: **Community, > 250 beds**

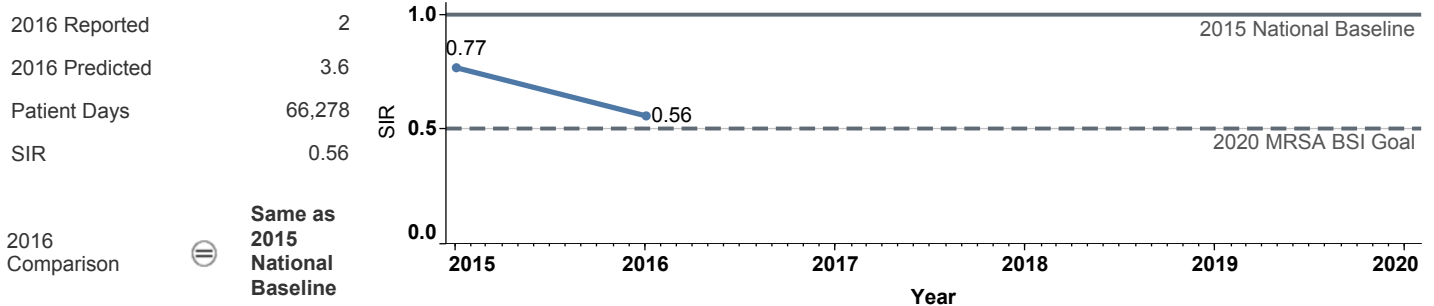
Select by Facility Name: **Santa Rosa Memorial Hospital**

The **blue lines** show this hospital's healthcare-associated infection (HAI) incidence for 2015 and 2016, reported as standardized infection ratios (SIR) when possible. Each result is interpreted as the **⊖ Same**, **★ Better**, or **✘ Worse** than the national or state comparison.

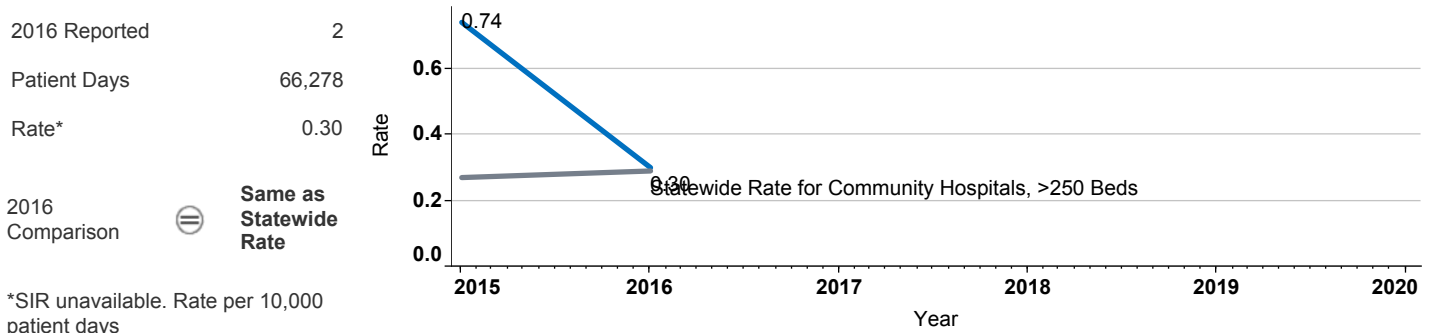
### Central Line Associated Bloodstream Infection (CLABSI)



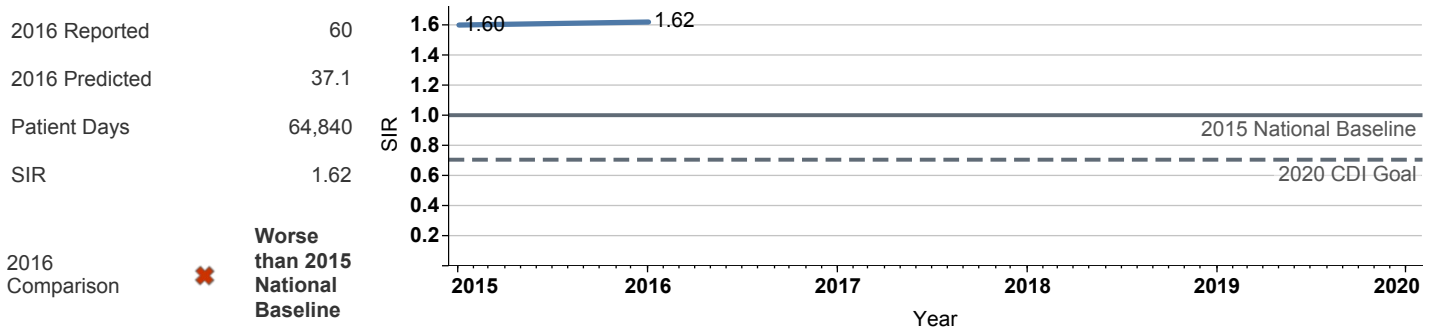
### Methicillin-Resistant *Staphylococcus aureus* Bloodstream Infection (MRSA BSI)



### Vancomycin-Resistant *Enterococcus* Bloodstream Infection (VRE BSI)



### Clostridium difficile Infection (CDI)



## Surgical Site Infection (SSI)

Procedure Type	Reported SSI	Predicted SSI	Number of Procedures	SIR	Compared with 2015 National Baseline
Appendix surgery	1	0.2	97	4.74	⊖ Same
Bile duct, liver or pancreatic surgery	0	0.1	8	Not enough procedures to calculate SIR	
Cardiac surgery	1	0.2	77	4.81	⊖ Same
Cesarean section	0	0.2	161	Not enough procedures to calculate SIR	
Colon surgery	2	2.2	100	0.93	⊖ Same
Coronary bypass, chest and donor in..	0	0.3	79	0.00	⊖ Same
Coronary bypass, chest incision only	0	0.0	3	Not enough procedures to calculate SIR	
Exploratory abdominal surgery (lapar..	0	0.8	121	0.00	⊖ Same
Gallbladder surgery	2	0.4	156	4.99	⊖ Same
Gastric surgery	0	0.1	16	Not enough procedures to calculate SIR	
Hip prosthesis	3	1.1	248	2.76	⊖ Same
Hysterectomy, abdominal	0	0.2	30	Not enough procedures to calculate SIR	
Hysterectomy, vaginal	0	0.1	23	Not enough procedures to calculate SIR	
Kidney surgery	0	0.0	10	Not enough procedures to calculate SIR	
Knee prosthesis	0	1.1	389	0.00	⊖ Same
Laminectomy	0	1.1	394	0.00	⊖ Same
Open reduction of fracture	3	2.8	356	1.08	⊖ Same
Ovarian surgery	0	0.0	26	Not enough procedures to calculate SIR	
Pacemaker surgery	0	0.2	92	Not enough procedures to calculate SIR	
Rectal surgery	0	0.1	9	Not enough procedures to calculate SIR	
Small bowel surgery	1	0.9	51	1.14	⊖ Same
Spinal fusion	2	1.9	303	1.07	⊖ Same
Spleen surgery	1	0.2	23	Not enough procedures to calculate SIR	
Thoracic surgery	0	0.1	71	Not enough procedures to calculate SIR	

Data tables available from the California Health and Human Services Open Data Portal: <https://chhs.data.ca.gov/>

Information on interpreting this report: <https://www.cdph.ca.gov/Programs/CHCQ/HAH/Pages/AnnualHAIRReports.aspx>