

Healthcare-Associated Infections Report, 2016



Petaluma Valley Hospital (Petaluma)

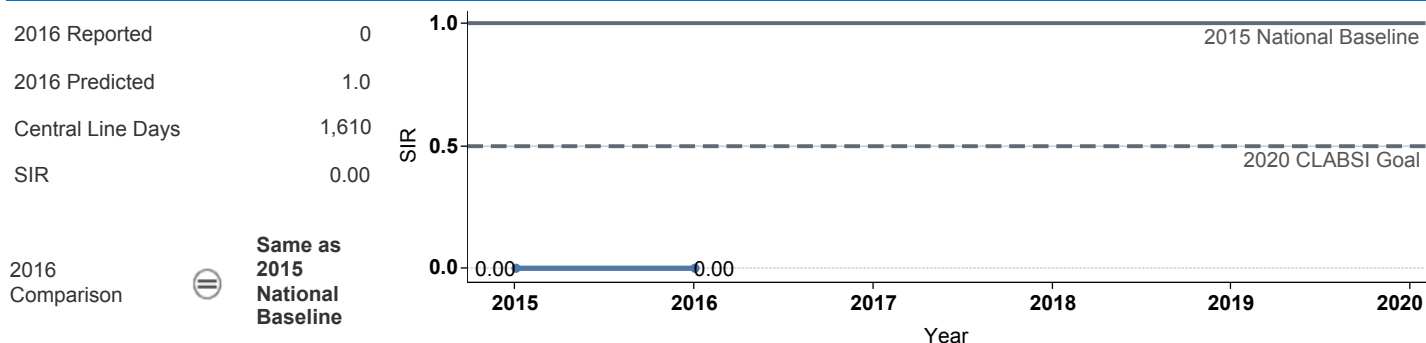
Hospital Characteristics

County: **Sonoma** Medical School Affiliation: **No** Hospital Type: **Community, < 125 beds**

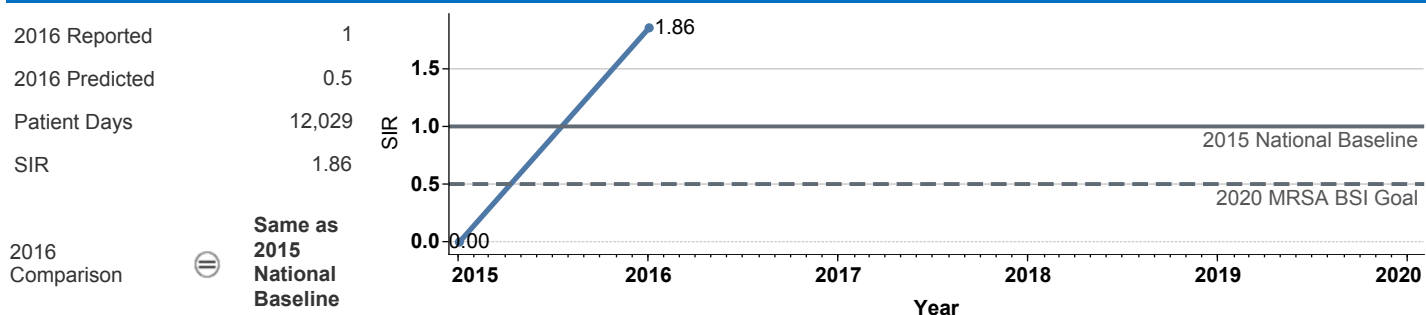
Select by Facility Name: **Petaluma Valley Hospital**

The **blue lines** show this hospital's healthcare-associated infection (HAI) incidence for 2015 and 2016, reported as standardized infection ratios (SIR) when possible. Each result is interpreted as the **⊖ Same**, **★ Better**, or **✘ Worse** than the national or state comparison.

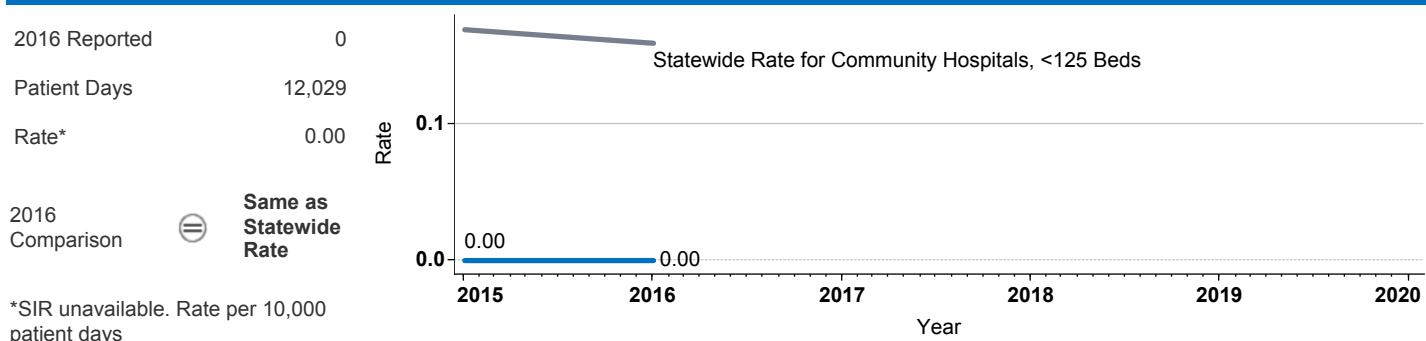
Central Line Associated Bloodstream Infection (CLABSI)



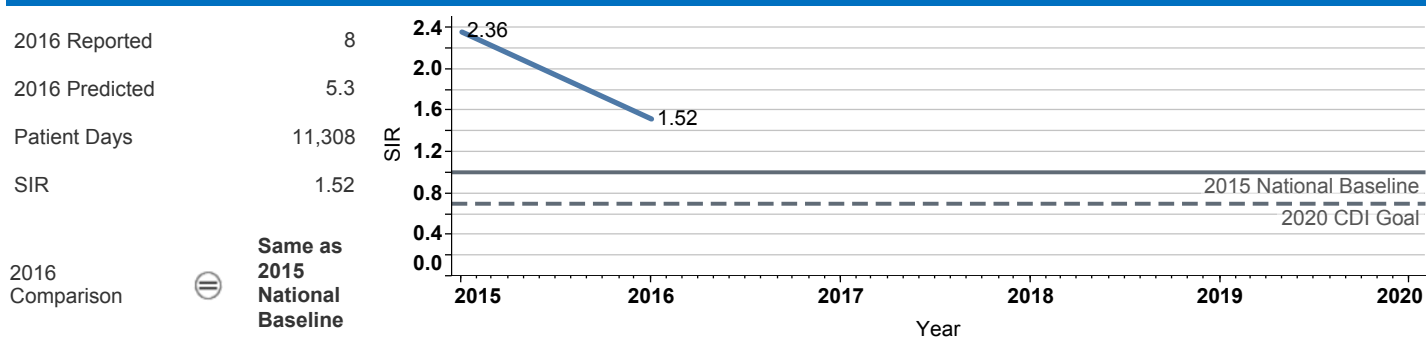
Methicillin-Resistant *Staphylococcus aureus* Bloodstream Infection (MRSA BSI)



Vancomycin-Resistant *Enterococcus* Bloodstream Infection (VRE BSI)



Clostridium difficile Infection (CDI)



Surgical Site Infection (SSI)

| Procedure Type | Reported SSI | Predicted SSI | Number of Procedures | SIR | Compared with 2015 National Baseline |
|----------------------------------------|--------------|---------------|----------------------|-----------------------------------------------|--------------------------------------|
| Appendix surgery | 0 | 0.1 | 44 | Not enough procedures to calculate SIR | |
| Bile duct, liver or pancreatic surgery | 0 | 0.1 | 3 | Not enough procedures to calculate SIR | |
| Cesarean section | 0 | 0.1 | 95 | Not enough procedures to calculate SIR | |
| Colon surgery | 0 | 0.7 | 32 | 0.00 | ⊖ Same |
| Exploratory abdominal surgery (lapar.. | 1 | 0.2 | 34 | 4.27 | ⊖ Same |
| Gallbladder surgery | 0 | 0.1 | 48 | Not enough procedures to calculate SIR | |
| Gastric surgery | 0 | 0.1 | 6 | Not enough procedures to calculate SIR | |
| Hip prosthesis | 1 | 0.3 | 42 | 3.37 | ⊖ Same |
| Hysterectomy, abdominal | 0 | 0.0 | 11 | Not enough procedures to calculate SIR | |
| Hysterectomy, vaginal | 0 | 0.0 | 3 | Not enough procedures to calculate SIR | |
| Knee prosthesis | 1 | 0.2 | 54 | 4.79 | ⊖ Same |
| Laminectomy | 0 | 0.1 | 18 | Not enough procedures to calculate SIR | |
| Open reduction of fracture | 1 | 0.3 | 55 | 3.40 | ⊖ Same |
| Ovarian surgery | 0 | 0.0 | 15 | Not enough procedures to calculate SIR | |
| Pacemaker surgery | 0 | 0.0 | 12 | Not enough procedures to calculate SIR | |
| Rectal surgery | 0 | 0.3 | 11 | 0.00 | ⊖ Same |
| Small bowel surgery | 0 | 0.3 | 18 | 0.00 | ⊖ Same |
| Spinal fusion | 0 | 0.0 | 14 | Not enough procedures to calculate SIR | |
| Thoracic surgery | 0 | 0.0 | 2 | Not enough procedures to calculate SIR | |

Data tables available from the California Health and Human Services Open Data Portal: <https://chhs.data.ca.gov/>

Information on interpreting this report: <https://www.cdph.ca.gov/Programs/CHCQ/HAI/Pages/AnnualHAIRports.aspx>