

Healthcare-Associated Infections Report, 2016



Kaiser Foundation Hospital, Santa Rosa (Santa Rosa)

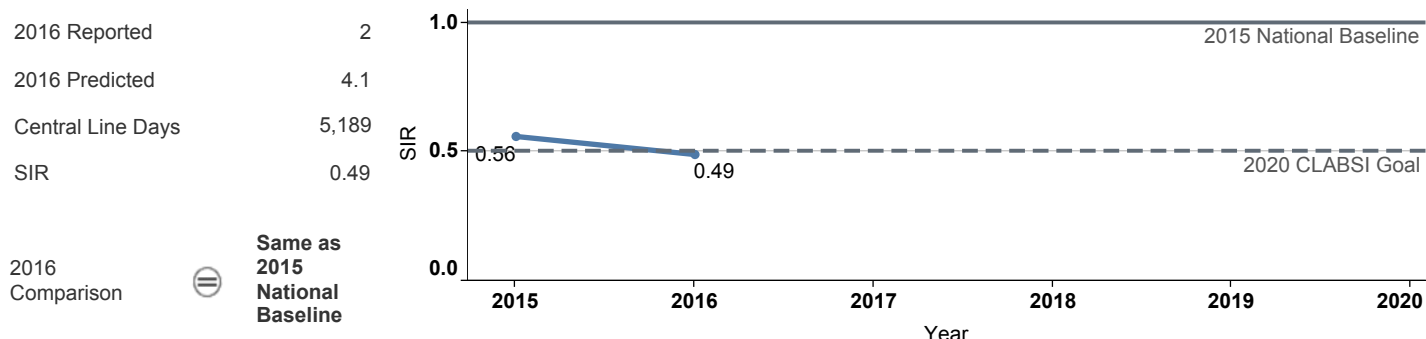
Hospital Characteristics

County: **Sonoma** Medical School Affiliation: **Graduate** Hospital Type: **Community, 125 – 250 beds**

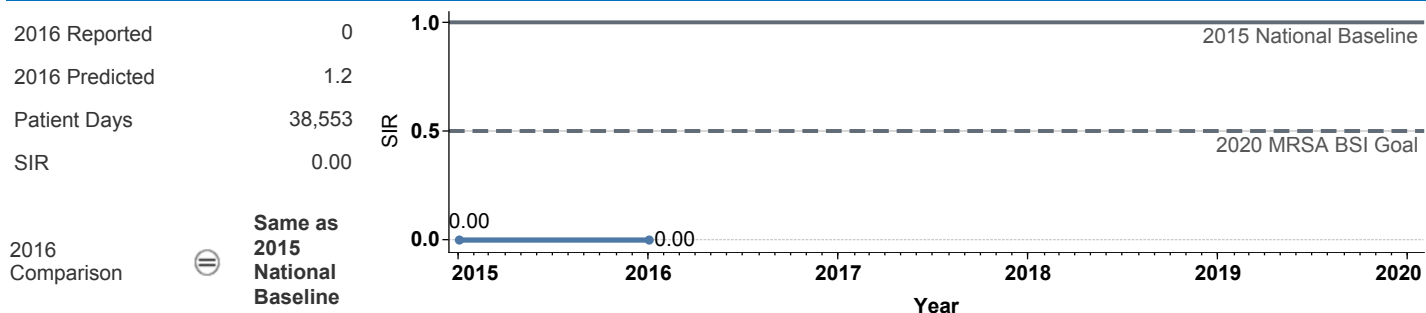
Select by Facility Name: **Kaiser Foundation Hospital, S..**

The **blue lines** show this hospital's healthcare-associated infection (HAI) incidence for 2015 and 2016, reported as standardized infection ratios (SIR) when possible. Each result is interpreted as the **⊖ Same**, **★ Better**, or **✘ Worse** than the national or state comparison.

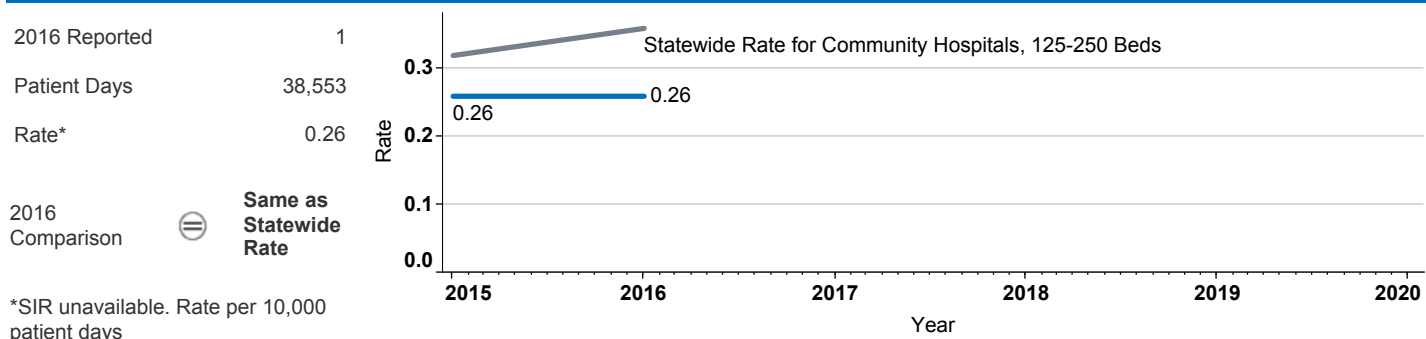
Central Line Associated Bloodstream Infection (CLABSI)



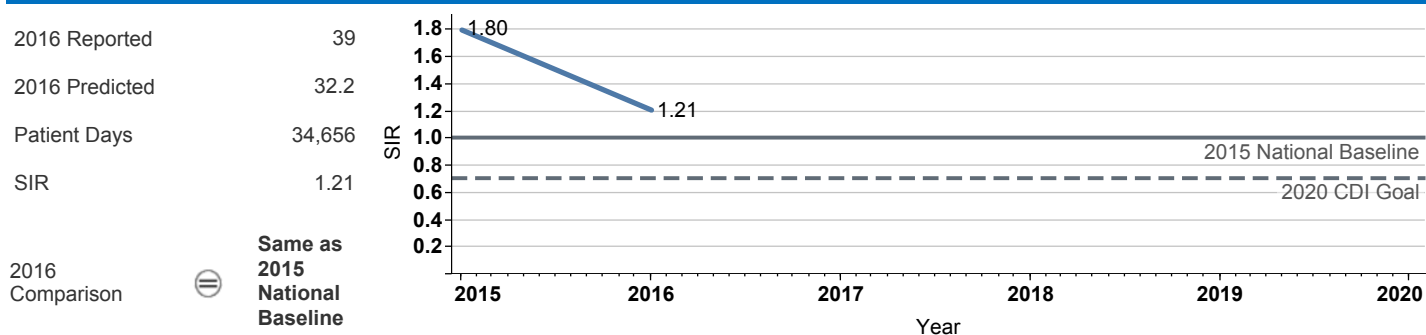
Methicillin-Resistant *Staphylococcus aureus* Bloodstream Infection (MRSA BSI)



Vancomycin-Resistant *Enterococcus* Bloodstream Infection (VRE BSI)



Clostridium difficile Infection (CDI)



Surgical Site Infection (SSI)

Procedure Type	Reported SSI	Predicted SSI	Number of Procedures	SIR	Compared with 2015 National Baseline
Appendix surgery	3	0.5	149	5.60	✖ Worse
Bile duct, liver or pancreatic surgery	0	0.1	6	Not enough procedures to calculate SIR	
Cardiac surgery	0	0.0	2	Not enough procedures to calculate SIR	
Cesarean section	3	0.6	509	4.73	⊖ Same
Colon surgery	5	3.3	143	1.53	⊖ Same
Exploratory abdominal surgery (lapar..	2	1.2	202	1.70	⊖ Same
Gallbladder surgery	1	0.8	239	1.28	⊖ Same
Gastric surgery	1	0.3	12	3.91	⊖ Same
Hip prosthesis	5	1.4	403	3.59	✖ Worse
Hysterectomy, abdominal	0	0.2	17	Not enough procedures to calculate SIR	
Hysterectomy, vaginal	0	0.0	5	Not enough procedures to calculate SIR	
Kidney surgery	0	0.1	40	Not enough procedures to calculate SIR	
Knee prosthesis	1	1.4	613	0.69	⊖ Same
Open reduction of fracture	3	0.8	135	3.83	⊖ Same
Ovarian surgery	0	0.1	83	Not enough procedures to calculate SIR	
Pacemaker surgery	0	0.1	46	Not enough procedures to calculate SIR	
Rectal surgery	0	0.1	8	Not enough procedures to calculate SIR	
Small bowel surgery	1	0.9	48	1.12	⊖ Same
Spleen surgery	0	0.0	1	Not enough procedures to calculate SIR	
Thoracic surgery	0	0.0	15	Not enough procedures to calculate SIR	

Data tables available from the California Health and Human Services Open Data Portal: <https://chhs.data.ca.gov/>

Information on interpreting this report: <https://www.cdph.ca.gov/Programs/CHCQ/HAI/Pages/AnnualHAIReports.aspx>