

Healthcare-Associated Infections Report, 2016



Sutter Solano Medical Center (Vallejo)

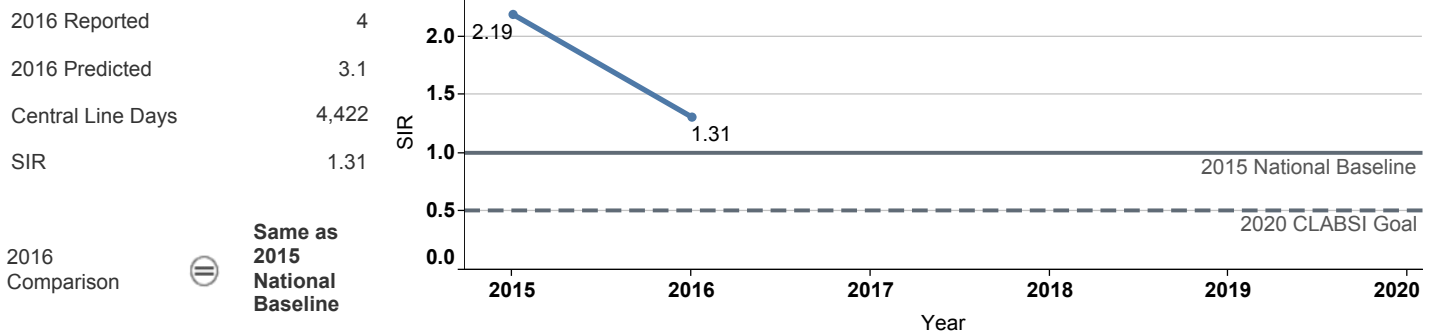
Hospital Characteristics

County: **Solano**
 Medical School Affiliation: **No**
 Hospital Type: **Community, < 125 beds**

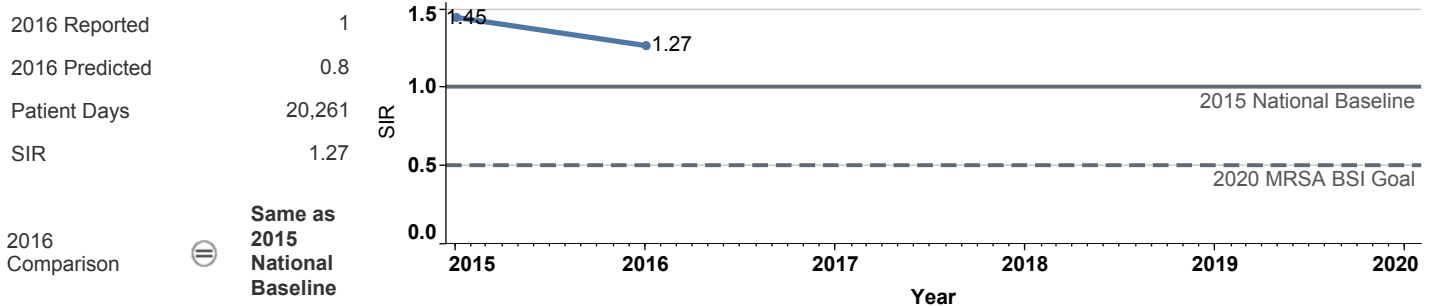
Select by Facility Name
 Sutter Solano Medical Center

The **blue lines** show this hospital's healthcare-associated infection (HAI) incidence for 2015 and 2016, reported as standardized infection ratios (SIR) when possible. Each result is interpreted as the **⊖ Same**, **★ Better**, or **✘ Worse** than the national or state comparison.

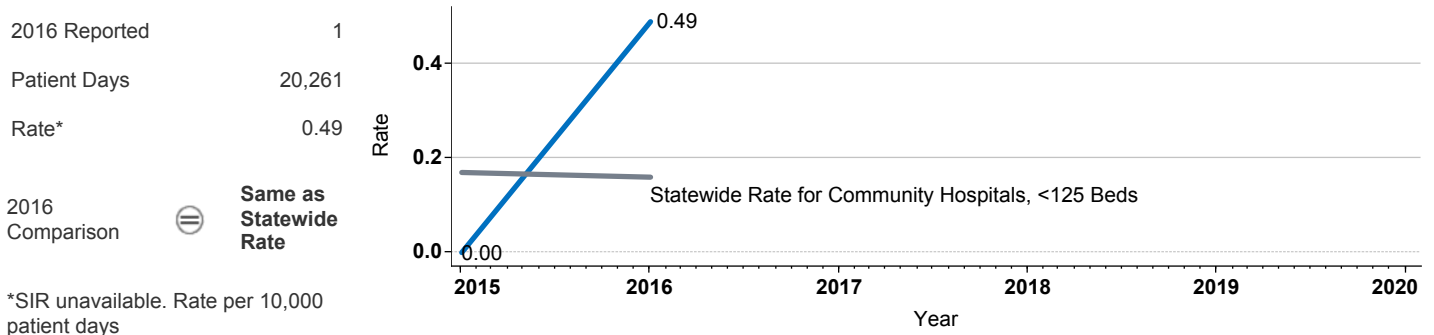
Central Line Associated Bloodstream Infection (CLABSI)



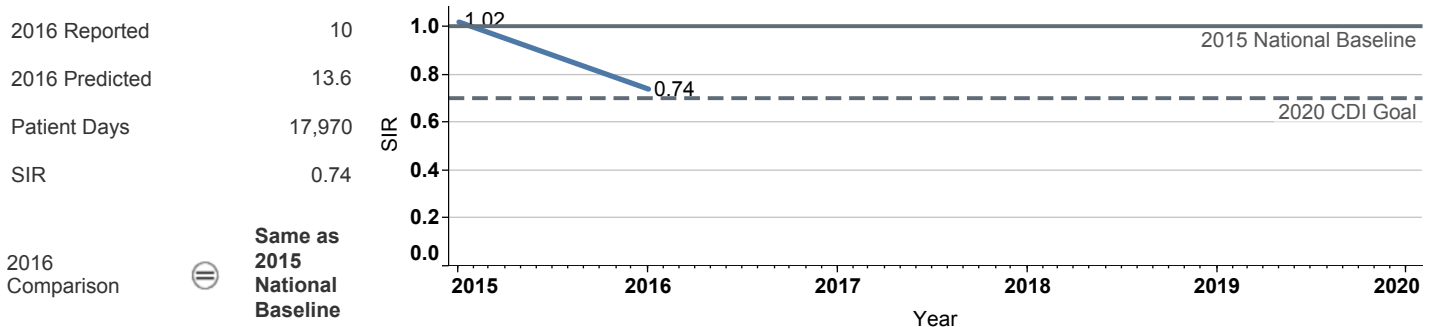
Methicillin-Resistant *Staphylococcus aureus* Bloodstream Infection (MRSA BSI)



Vancomycin-Resistant *Enterococcus* Bloodstream Infection (VRE BSI)



Clostridium difficile Infection (CDI)



Surgical Site Infection (SSI)

Procedure Type	Reported SSI	Predicted SSI	Number of Procedures	SIR	Compared with 2015 National Baseline
Appendix surgery	1	0.1	60	Not enough procedures to calculate SIR	
Bile duct, liver or pancreatic surgery	0	0.0	3	Not enough procedures to calculate SIR	
Cardiac surgery	0	0.0	3	Not enough procedures to calculate SIR	
Cesarean section	0	0.1	112	Not enough procedures to calculate SIR	
Colon surgery	2	1.5	68	1.32	⊖ Same
Exploratory abdominal surgery (lapar..	1	0.3	64	3.18	⊖ Same
Gallbladder surgery	1	0.1	69	Not enough procedures to calculate SIR	
Gastric surgery	0	0.0	4	Not enough procedures to calculate SIR	
Hip prosthesis	2	1.2	94	1.65	⊖ Same
Hysterectomy, abdominal	0	0.2	39	0.00	⊖ Same
Hysterectomy, vaginal	0	0.0	2	Not enough procedures to calculate SIR	
Kidney surgery	0	0.0	8	Not enough procedures to calculate SIR	
Knee prosthesis	2	0.9	147	2.15	⊖ Same
Laminectomy	0	0.2	54	Not enough procedures to calculate SIR	
Open reduction of fracture	0	0.2	32	0.00	⊖ Same
Ovarian surgery	0	0.0	29	Not enough procedures to calculate SIR	
Pacemaker surgery	0	0.0	24	Not enough procedures to calculate SIR	
Rectal surgery	0	0.3	14	0.00	⊖ Same
Small bowel surgery	1	0.5	27	2.04	⊖ Same
Spinal fusion	2	0.3	86	6.06	⊖ Same
Thoracic surgery	0	0.0	19	Not enough procedures to calculate SIR	

Data tables available from the California Health and Human Services Open Data Portal: <https://chhs.data.ca.gov/>

Information on interpreting this report: <https://www.cdph.ca.gov/Programs/CHCQ/HAH/Pages/AnnualHAIRReports.aspx>