

Healthcare-Associated Infections Report, 2016



Northbay Vacavalley Hospital (Vacaville)

Hospital Characteristics

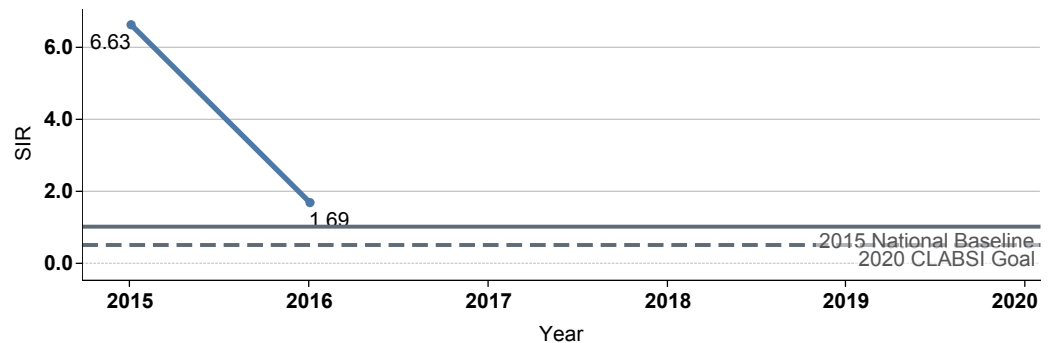
County: **Solano**
 Medical School Affiliation: **No**
 Hospital Type: **Critical Access**

Select by Facility Name
 Northbay Vacavalley Hospital

The **blue lines** show this hospital's healthcare-associated infection (HAI) incidence for 2015 and 2016, reported as standardized infection ratios (SIR) when possible. Each result is interpreted as the **⊖ Same**, **★ Better**, or **✘ Worse** than the national or state comparison.

Central Line Associated Bloodstream Infection (CLABSI)

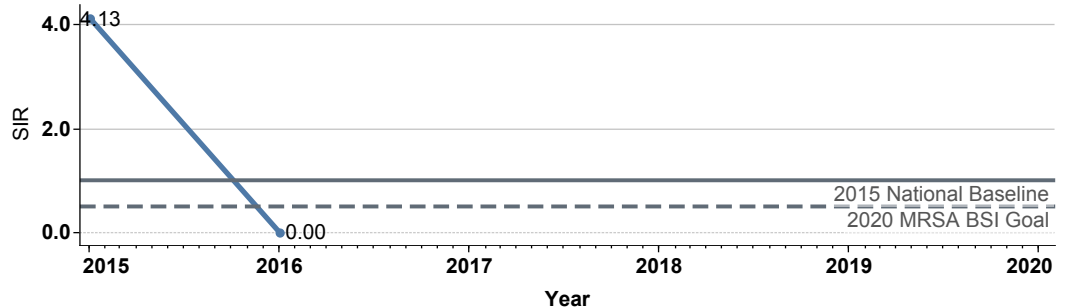
2016 Reported: 1
 2016 Predicted: 0.6
 Central Line Days: 2,164
 SIR: 1.69



2016 Comparison: **⊖ Same as 2015 National Baseline**

Methicillin-Resistant *Staphylococcus aureus* Bloodstream Infection (MRSA BSI)

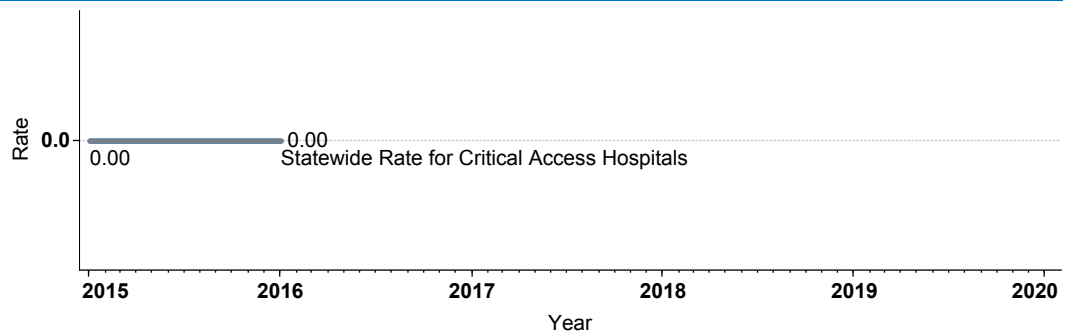
2016 Reported: 0
 2016 Predicted: 0.3
 Patient Days: 14,258
 SIR: 0.00



2016 Comparison: **⊖ Same as 2015 National Baseline**

Vancomycin-Resistant *Enterococcus* Bloodstream Infection (VRE BSI)

2016 Reported: 0
 Patient Days: 14,258
 Rate*: 0.00

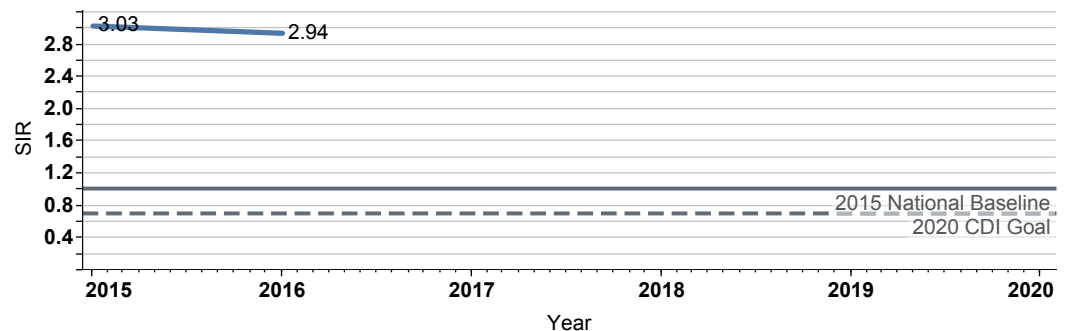


2016 Comparison: **⊖ Same as Statewide Rate**

*SIR unavailable. Rate per 10,000 patient days

Clostridium difficile Infection (CDI)

2016 Reported: 19
 2016 Predicted: 6.5
 Patient Days: 14,258
 SIR: 2.94



2016 Comparison: **✘ Worse than 2015 National Baseline**

Surgical Site Infection (SSI)

Procedure Type	Reported SSI	Predicted SSI	Number of Procedures	SIR	Compared with 2015 National Baseline
Appendix surgery	0	0.0	16	Not enough procedures to calculate SIR	
Bile duct, liver or pancreatic surgery	0	0.0	4	Not enough procedures to calculate SIR	
Colon surgery	1	0.3	24	3.08	⊖ Same
Exploratory abdominal surgery (lapar..	0	0.1	14	Not enough procedures to calculate SIR	
Gallbladder surgery	0	0.1	31	Not enough procedures to calculate SIR	
Gastric surgery	0	0.0	5	Not enough procedures to calculate SIR	
Hip prosthesis	0	0.3	65	0.00	⊖ Same
Hysterectomy, abdominal	0	0.0	3	Not enough procedures to calculate SIR	
Hysterectomy, vaginal	0	0.0	5	Not enough procedures to calculate SIR	
Kidney surgery	0	0.0	1	Not enough procedures to calculate SIR	
Knee prosthesis	0	0.3	113	0.00	⊖ Same
Open reduction of fracture	1	0.1	26	Not enough procedures to calculate SIR	
Ovarian surgery	0	0.0	4	Not enough procedures to calculate SIR	
Rectal surgery	0	0.0	3	Not enough procedures to calculate SIR	
Small bowel surgery	0	0.2	10	Not enough procedures to calculate SIR	
Thoracic surgery	0	0.0	3	Not enough procedures to calculate SIR	

Data tables available from the California Health and Human Services Open Data Portal: <https://chhs.data.ca.gov/>

Information on interpreting this report: <https://www.cdph.ca.gov/Programs/CHCQ/HAH/Pages/AnnualHAIRReports.aspx>