

# Healthcare-Associated Infections Report, 2016



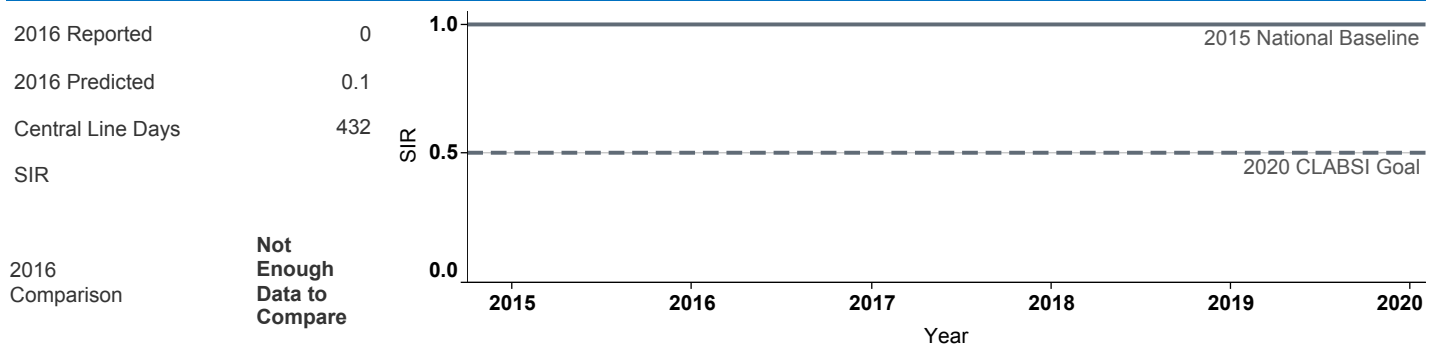
## Fairchild Medical Center (Yreka)

### Hospital Characteristics

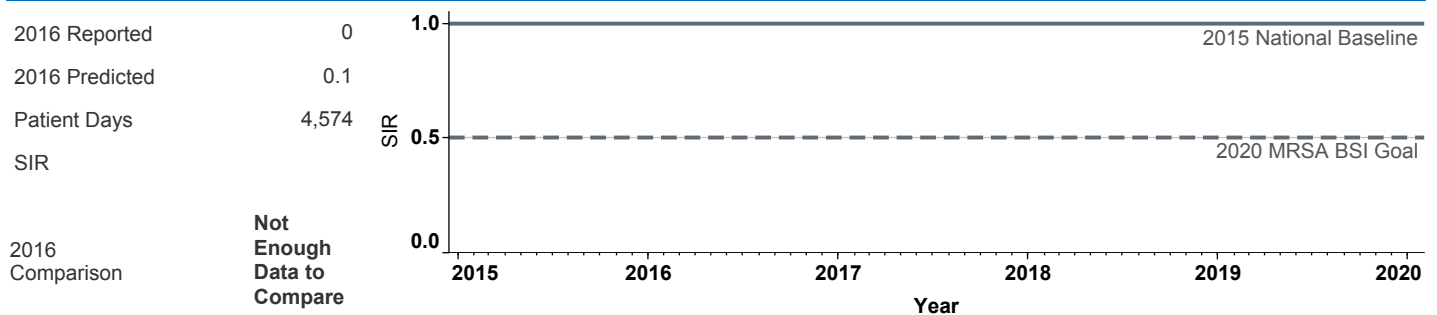
County	Medical School Affiliation	Hospital Type	Select by Facility Name
Siskiyou	No	Critical Access	Fairchild Medical Center

The **blue lines** show this hospital's healthcare-associated infection (HAI) incidence for 2015 and 2016, reported as standardized infection ratios (SIR) when possible. Each result is interpreted as the ☹ Same, ★ Better, or ✖ Worse than the national or state comparison.


### Central Line Associated Bloodstream Infection (CLABSI)



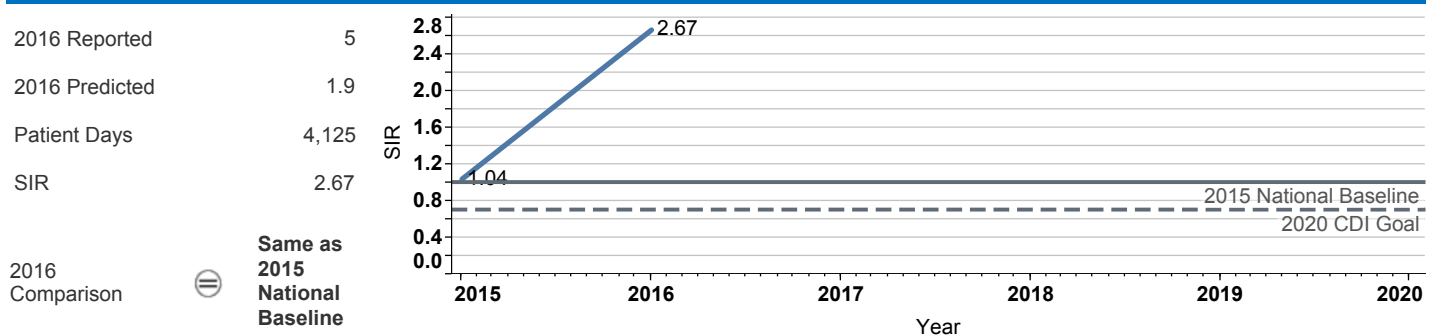
### Methicillin-Resistant *Staphylococcus aureus* Bloodstream Infection (MRSA BSI)



### Vancomycin-Resistant *Enterococcus* Bloodstream Infection (VRE BSI)



### *Clostridium difficile* Infection (CDI)



## Surgical Site Infection (SSI)

Procedure Type	Reported SSI	Predicted SSI	Number of Procedures	SIR	Compared with 2015 National Baseline
Appendix surgery	0	0.1	18	<b>Not enough procedures to calculate SIR</b>	
Cesarean section	0	0.1	60	<b>Not enough procedures to calculate SIR</b>	
Colon surgery	0	0.5	23	<b>0.00</b>	⊖ Same
Exploratory abdominal surgery (lapar..	0	0.0	5	<b>Not enough procedures to calculate SIR</b>	
Gallbladder surgery	0	0.1	36	<b>Not enough procedures to calculate SIR</b>	
Gastric surgery	0	0.0	2	<b>Not enough procedures to calculate SIR</b>	
Hip prosthesis	0	0.2	29	<b>Not enough procedures to calculate SIR</b>	
Hysterectomy, abdominal	0	0.1	10	<b>Not enough procedures to calculate SIR</b>	
Hysterectomy, vaginal	0	0.2	44	<b>Not enough procedures to calculate SIR</b>	
Knee prosthesis	0	0.2	60	<b>0.00</b>	⊖ Same
Open reduction of fracture	0	0.2	22	<b>Not enough procedures to calculate SIR</b>	
Ovarian surgery	0	0.0	7	<b>Not enough procedures to calculate SIR</b>	
Rectal surgery	0	0.0	1	<b>Not enough procedures to calculate SIR</b>	
Small bowel surgery	0	0.1	6	<b>Not enough procedures to calculate SIR</b>	
Thoracic surgery	0	0.0	9	<b>Not enough procedures to calculate SIR</b>	

Data tables available from the California Health and Human Services Open Data Portal: <https://chhs.data.ca.gov/>

Information on interpreting this report: <https://www.cdph.ca.gov/Programs/CHCQ/HAI/Pages/AnnualHAIReports.aspx>