

# Healthcare-Associated Infections Report, 2016



## Shasta Regional Medical Center (Redding)

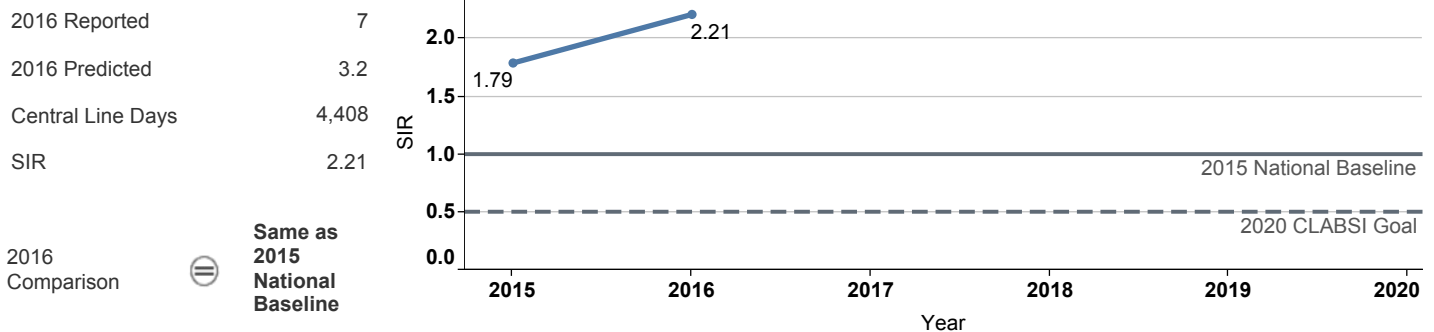
### Hospital Characteristics

County: **Shasta** Medical School Affiliation: **Undergraduate** Hospital Type: **Community, 125 – 250 beds**

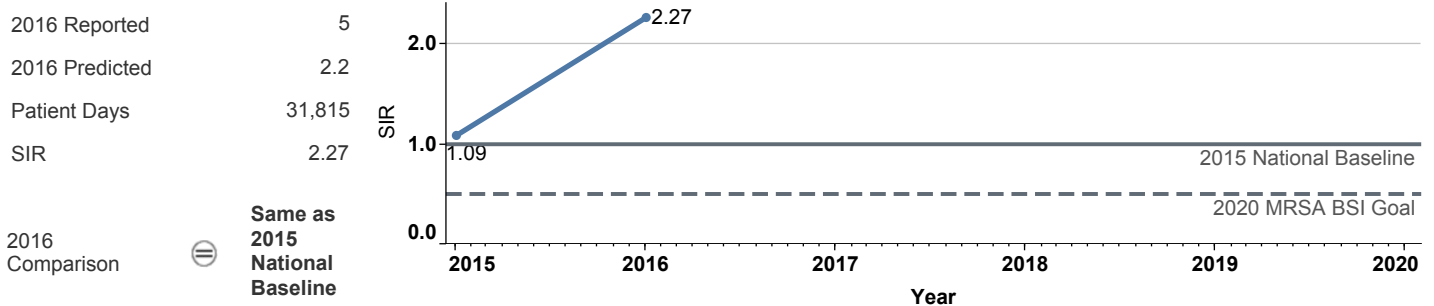
Select by Facility Name: **Shasta Regional Medical Cent..**

The **blue lines** show this hospital's healthcare-associated infection (HAI) incidence for 2015 and 2016, reported as standardized infection ratios (SIR) when possible. Each result is interpreted as the **⊖ Same**, **★ Better**, or **✘ Worse** than the national or state comparison.

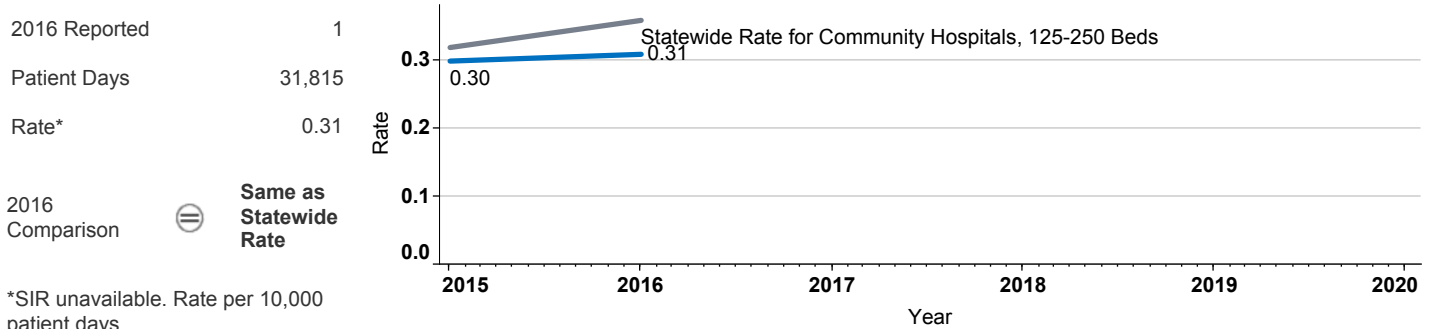
### Central Line Associated Bloodstream Infection (CLABSI)



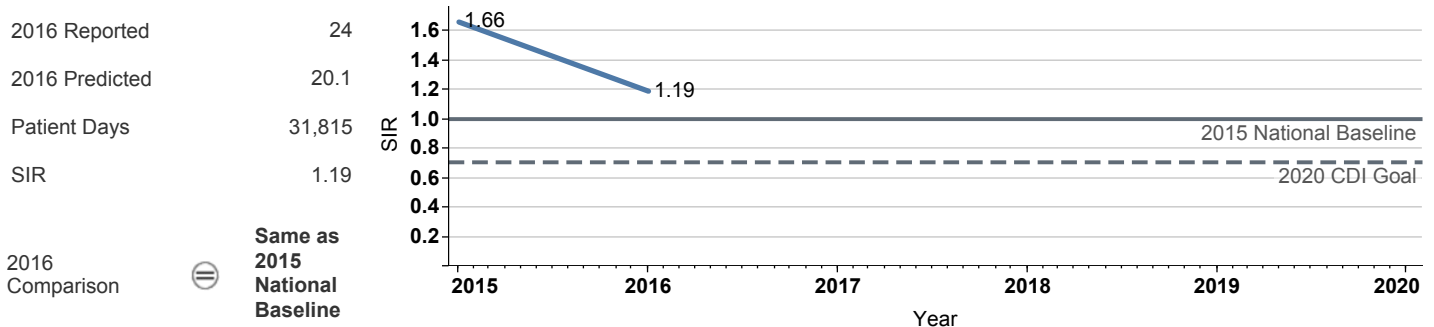
### Methicillin-Resistant *Staphylococcus aureus* Bloodstream Infection (MRSA BSI)



### Vancomycin-Resistant *Enterococcus* Bloodstream Infection (VRE BSI)



### Clostridium difficile Infection (CDI)



## Surgical Site Infection (SSI)

Procedure Type	Reported SSI	Predicted SSI	Number of Procedures	SIR	Compared with 2015 National Baseline
Abdominal aortic aneurysm repair	0	0.0	1	Not enough procedures to calculate SIR	
Appendix surgery	0	0.1	42	Not enough procedures to calculate SIR	
Bile duct, liver or pancreatic surgery	0	0.0	2	Not enough procedures to calculate SIR	
Cardiac surgery	0	0.1	52	Not enough procedures to calculate SIR	
Colon surgery	6	1.7	83	3.61	<span style="color: red;">✖</span> Worse
Coronary bypass, chest and donor in..	0	0.6	94	0.00	⊖ Same
Coronary bypass, chest incision only	0	0.0	11	Not enough procedures to calculate SIR	
Exploratory abdominal surgery (lapar..	2	0.9	136	2.18	⊖ Same
Gallbladder surgery	0	0.3	113	0.00	⊖ Same
Gastric surgery	0	0.1	7	Not enough procedures to calculate SIR	
Hip prosthesis	1	0.9	165	1.13	⊖ Same
Hysterectomy, abdominal	0	0.1	10	Not enough procedures to calculate SIR	
Hysterectomy, vaginal	0	0.1	30	Not enough procedures to calculate SIR	
Kidney surgery	0	0.0	1	Not enough procedures to calculate SIR	
Knee prosthesis	1	1.4	363	0.72	⊖ Same
Laminectomy	0	0.0	6	Not enough procedures to calculate SIR	
Open reduction of fracture	0	0.6	110	0.00	⊖ Same
Ovarian surgery	0	0.0	61	Not enough procedures to calculate SIR	
Pacemaker surgery	0	0.2	112	Not enough procedures to calculate SIR	
Rectal surgery	0	0.1	3	Not enough procedures to calculate SIR	
Small bowel surgery	1	0.7	40	1.40	⊖ Same
Spinal fusion	0	0.0	5	Not enough procedures to calculate SIR	
Spleen surgery	0	0.0	2	Not enough procedures to calculate SIR	
Thoracic surgery	0	0.0	22	Not enough procedures to calculate SIR	

Data tables available from the California Health and Human Services Open Data Portal: <https://chhs.data.ca.gov/>

Information on interpreting this report: <https://www.cdph.ca.gov/Programs/CHCQ/HAH/Pages/AnnualHAIRReports.aspx>