

Healthcare-Associated Infections Report, 2016



Patients' Hospital of Redding (Redding)

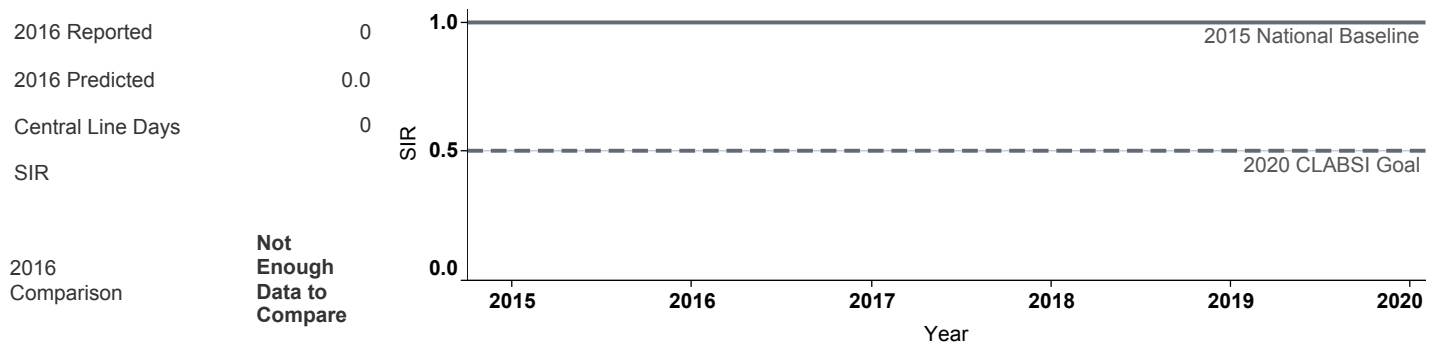
Hospital Characteristics

County: **Shasta**
 Medical School Affiliation: **No**
 Hospital Type: **Community, < 125 beds**

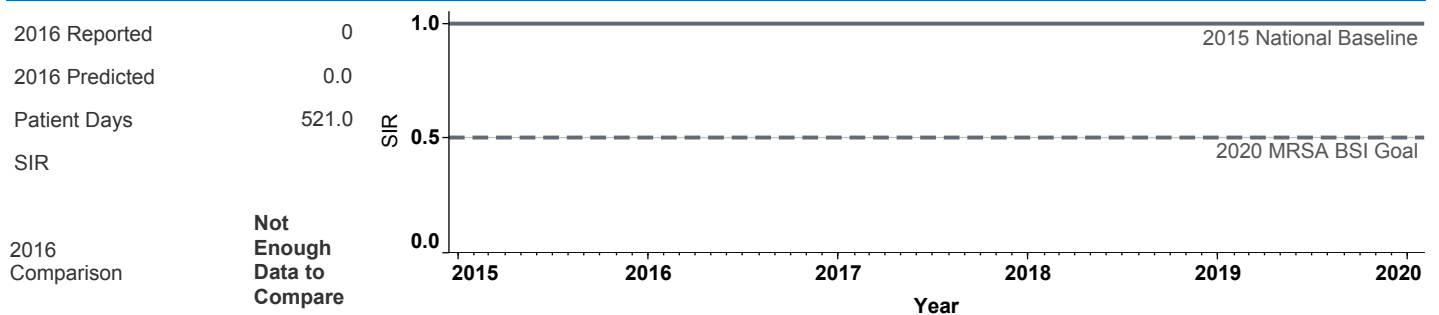
Select by Facility Name
 Patients' Hospital of Redding

The **blue lines** show this hospital's healthcare-associated infection (HAI) incidence for 2015 and 2016, reported as standardized infection ratios (SIR) when possible. Each result is interpreted as the ☹ Same, ★ Better, or ✖ Worse than the national or state comparison.

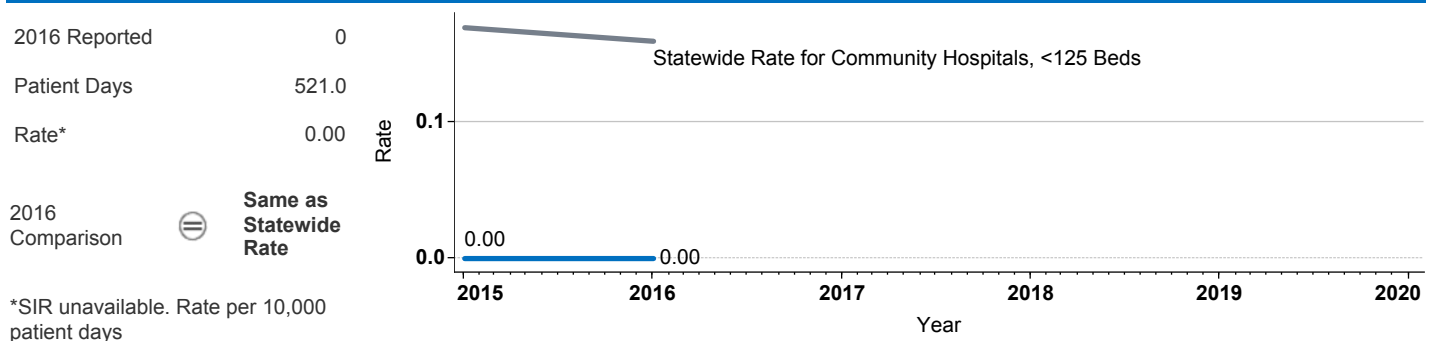
Central Line Associated Bloodstream Infection (CLABSI)



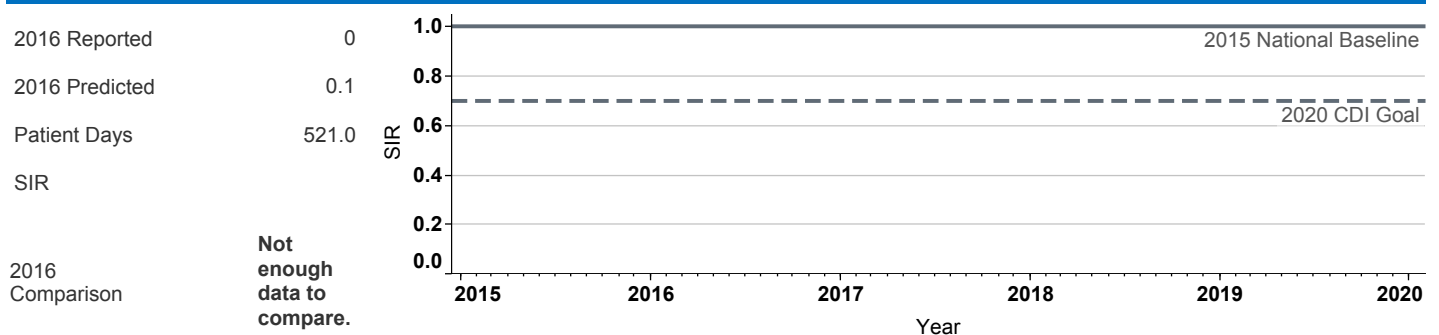
Methicillin-Resistant *Staphylococcus aureus* Bloodstream Infection (MRSA BSI)



Vancomycin-Resistant *Enterococcus* Bloodstream Infection (VRE BSI)



Clostridium difficile Infection (CDI)



Surgical Site Infection (SSI)

Procedure Type	Reported SSI	Predicted SSI	Number of Procedures	SIR	Compared with 2015 National Baseline
Exploratory abdominal surgery (lapar..	0	0.0	2	Not enough procedures to calculate SIR	
Hip prosthesis	0	0.0	1	Not enough procedures to calculate SIR	
Hysterectomy, abdominal	0	0.2	45	0.00	⊖ Same
Hysterectomy, vaginal	0	0.1	20	Not enough procedures to calculate SIR	
Laminectomy	0	0.2	64	Not enough procedures to calculate SIR	
Ovarian surgery	0	0.0	55	Not enough procedures to calculate SIR	
Spinal fusion	0	0.0	15	Not enough procedures to calculate SIR	

Data tables available from the California Health and Human Services Open Data Portal: <https://chhs.data.ca.gov/>

Information on interpreting this report: <https://www.cdph.ca.gov/Programs/CHCQ/HAI/Pages/AnnualHAIRports.aspx>