

Healthcare-Associated Infections Report, 2016



Watsonville Community Hospital (Watsonville)

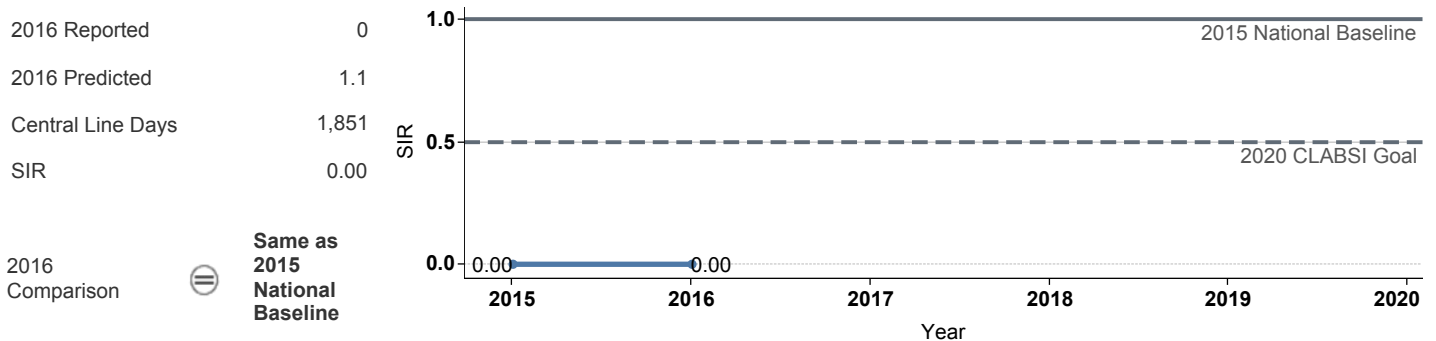
Hospital Characteristics

County: **Santa Cruz**
 Medical School Affiliation: **No**
 Hospital Type: **Community, < 125 beds**

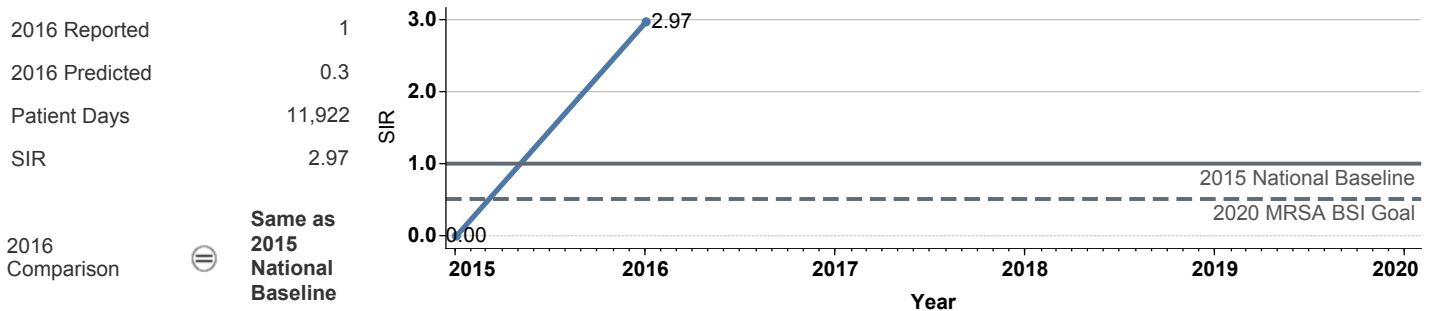
Select by Facility Name
 Watsonville Community Hospit..

The **blue lines** show this hospital's healthcare-associated infection (HAI) incidence for 2015 and 2016, reported as standardized infection ratios (SIR) when possible. Each result is interpreted as the **⊖ Same**, **★ Better**, or **✘ Worse** than the national or state comparison.

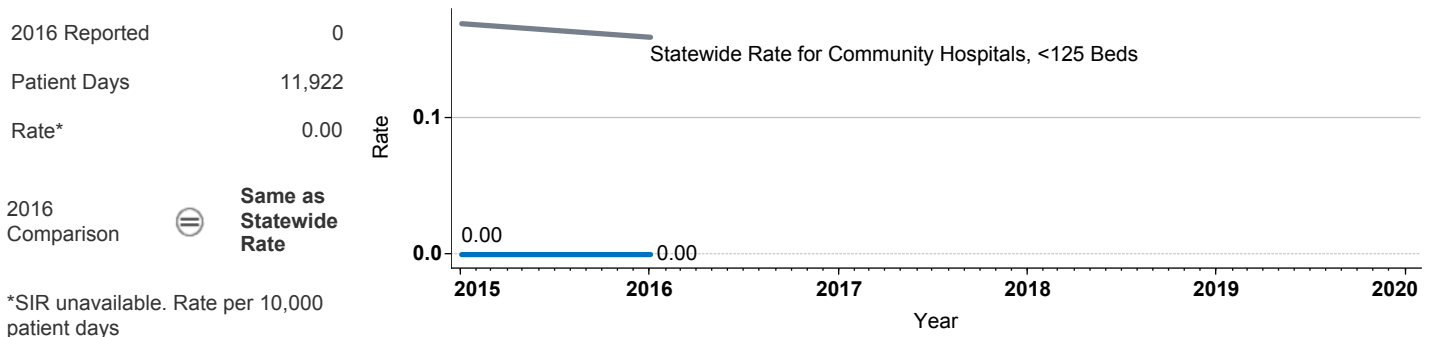
Central Line Associated Bloodstream Infection (CLABSI)



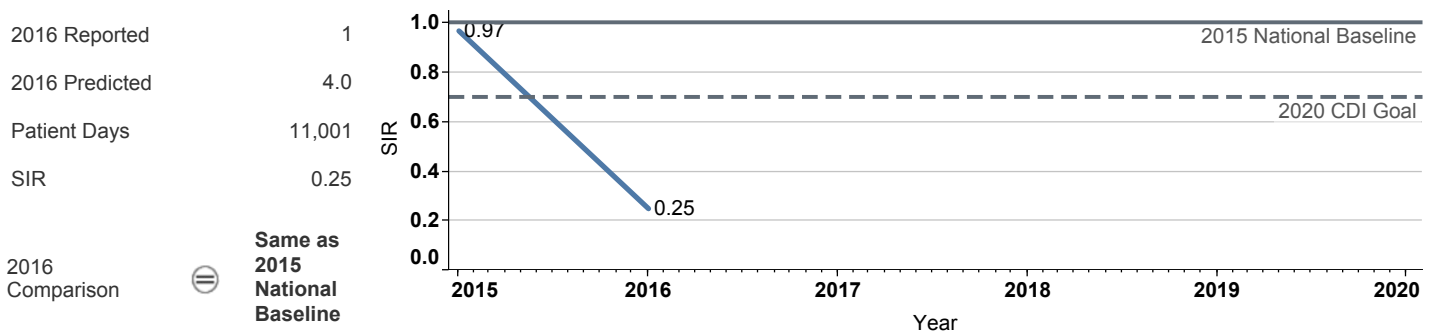
Methicillin-Resistant *Staphylococcus aureus* Bloodstream Infection (MRSA BSI)



Vancomycin-Resistant *Enterococcus* Bloodstream Infection (VRE BSI)



Clostridium difficile Infection (CDI)



Surgical Site Infection (SSI)

Procedure Type	Reported SSI	Predicted SSI	Number of Procedures	SIR	Compared with 2015 National Baseline
Appendix surgery	1	0.2	66	Not enough procedures to calculate SIR	
Cesarean section	0	0.3	270	0.00	⊖ Same
Colon surgery	0	0.6	31	0.00	⊖ Same
Exploratory abdominal surgery (lapar..	0	0.1	22	Not enough procedures to calculate SIR	
Gallbladder surgery	0	0.2	91	Not enough procedures to calculate SIR	
Hip prosthesis	0	0.1	10	Not enough procedures to calculate SIR	
Hysterectomy, abdominal	0	0.3	40	0.00	⊖ Same
Hysterectomy, vaginal	0	0.1	12	Not enough procedures to calculate SIR	
Knee prosthesis	0	0.1	42	Not enough procedures to calculate SIR	
Laminectomy	0	0.0	9	Not enough procedures to calculate SIR	
Open reduction of fracture	0	0.1	22	Not enough procedures to calculate SIR	
Ovarian surgery	0	0.0	5	Not enough procedures to calculate SIR	
Pacemaker surgery	0	0.0	2	Not enough procedures to calculate SIR	
Small bowel surgery	0	0.2	9	Not enough procedures to calculate SIR	
Spinal fusion	0	0.1	26	Not enough procedures to calculate SIR	
Spleen surgery	0	0.0	2	Not enough procedures to calculate SIR	

Data tables available from the California Health and Human Services Open Data Portal: <https://chhs.data.ca.gov/>

Information on interpreting this report: <https://www.cdph.ca.gov/Programs/CHCQ/HA/ Pages/AnnualHAIRReports.aspx>