

Healthcare-Associated Infections Report, 2016



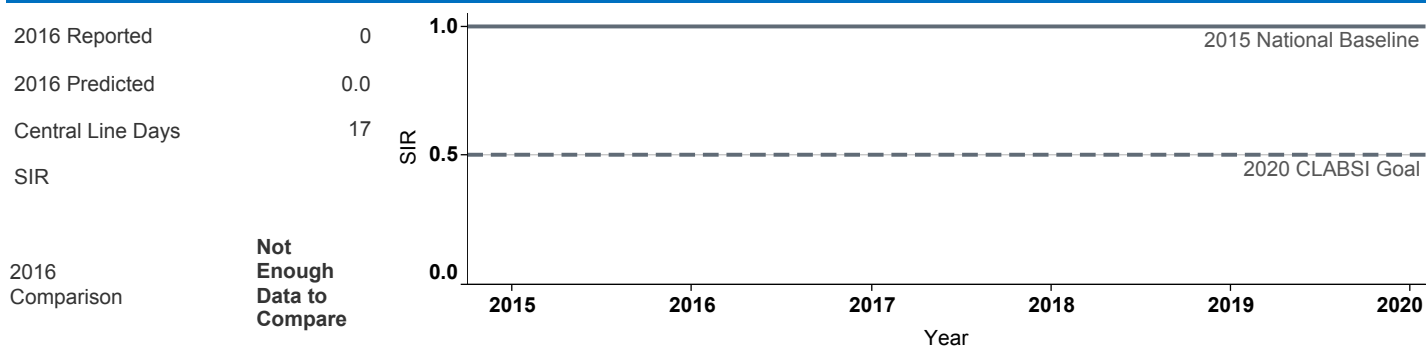
Sutter Maternity & Surgery Center of Santa Cruz (Santa Cruz)

Hospital Characteristics

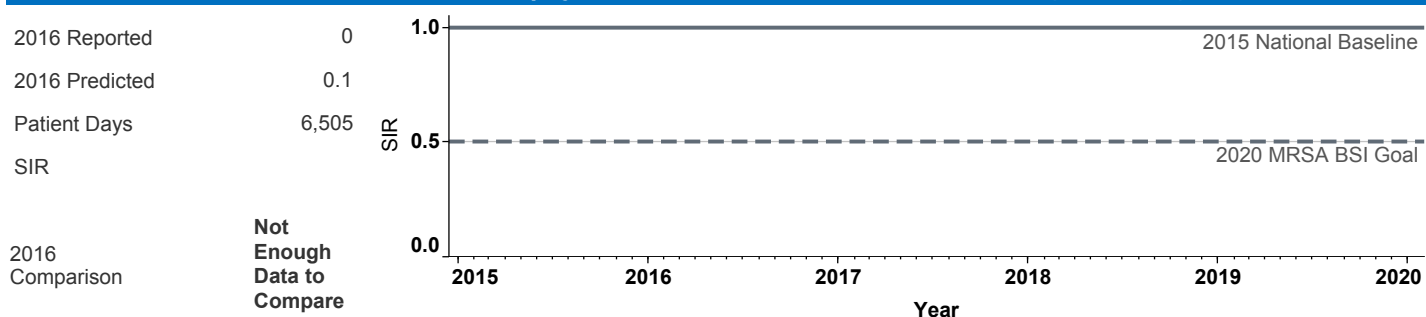
County	Medical School Affiliation	Hospital Type	Select by Facility Name
Santa Cruz	No	Community, < 125 beds	Sutter Maternity & Surgery Ce..

The **blue lines** show this hospital's healthcare-associated infection (HAI) incidence for 2015 and 2016, reported as standardized infection ratios (SIR) when possible. Each result is interpreted as the ☹ Same, ★ Better, or ✖ Worse than the national or state comparison.

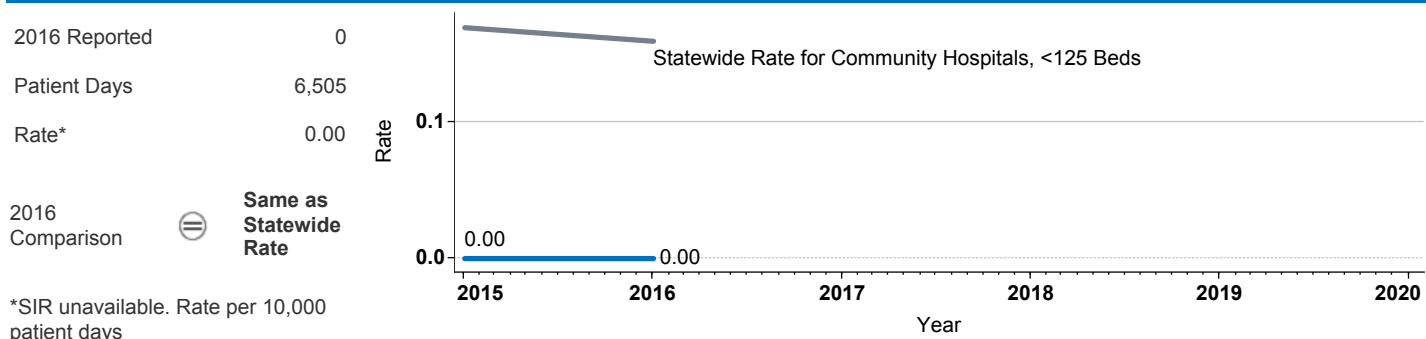
Central Line Associated Bloodstream Infection (CLABSI)



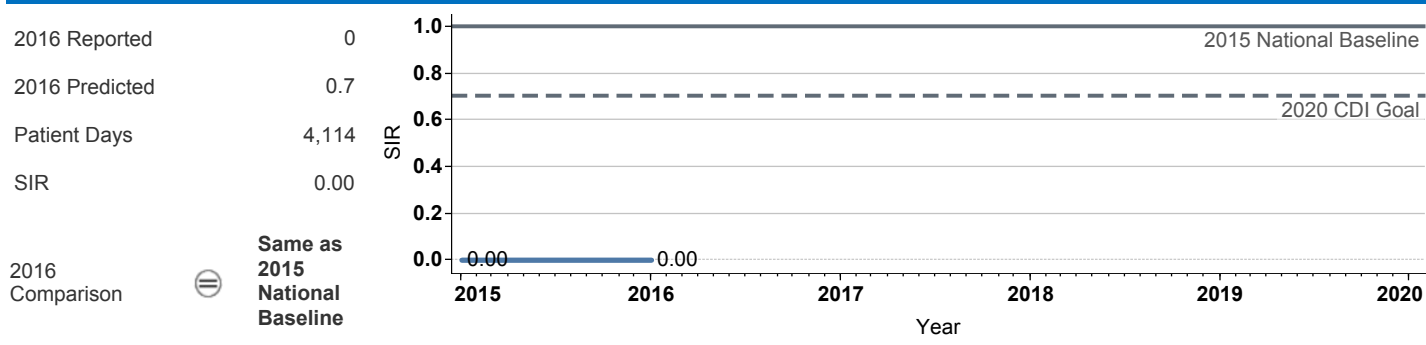
Methicillin-Resistant Staphylococcus aureus Bloodstream Infection (MRSA BSI)



Vancomycin-Resistant Enterococcus Bloodstream Infection (VRE BSI)



Clostridium difficile Infection (CDI)



Surgical Site Infection (SSI)

Procedure Type	Reported SSI	Predicted SSI	Number of Procedures	SIR	Compared with 2015 National Baseline
Appendix surgery	0	0.0	17	Not enough procedures to calculate SIR	
Bile duct, liver or pancreatic surgery	0	0.0	1	Not enough procedures to calculate SIR	
Cesarean section	0	0.3	225	0.00	⊖ Same
Colon surgery	1	0.5	32	2.00	⊖ Same
Exploratory abdominal surgery (lapar..	0	0.1	27	Not enough procedures to calculate SIR	
Gallbladder surgery	0	0.0	14	Not enough procedures to calculate SIR	
Hip prosthesis	0	0.7	89	0.00	⊖ Same
Hysterectomy, abdominal	0	0.7	145	0.00	⊖ Same
Hysterectomy, vaginal	0	0.1	22	Not enough procedures to calculate SIR	
Kidney surgery	0	0.0	3	Not enough procedures to calculate SIR	
Knee prosthesis	0	0.4	126	0.00	⊖ Same
Open reduction of fracture	0	0.0	4	Not enough procedures to calculate SIR	
Ovarian surgery	0	0.0	61	Not enough procedures to calculate SIR	
Rectal surgery	0	0.1	9	Not enough procedures to calculate SIR	
Small bowel surgery	0	0.1	7	Not enough procedures to calculate SIR	
Spleen surgery	0	0.0	1	Not enough procedures to calculate SIR	

Data tables available from the California Health and Human Services Open Data Portal: <https://chhs.data.ca.gov/>

Information on interpreting this report: <https://www.cdph.ca.gov/Programs/CHCQ/HAH/Pages/AnnualHAIRReports.aspx>