

# Healthcare-Associated Infections Report, 2016



## Lucile Packard Children's Hospital Stanford (Palo Alto)

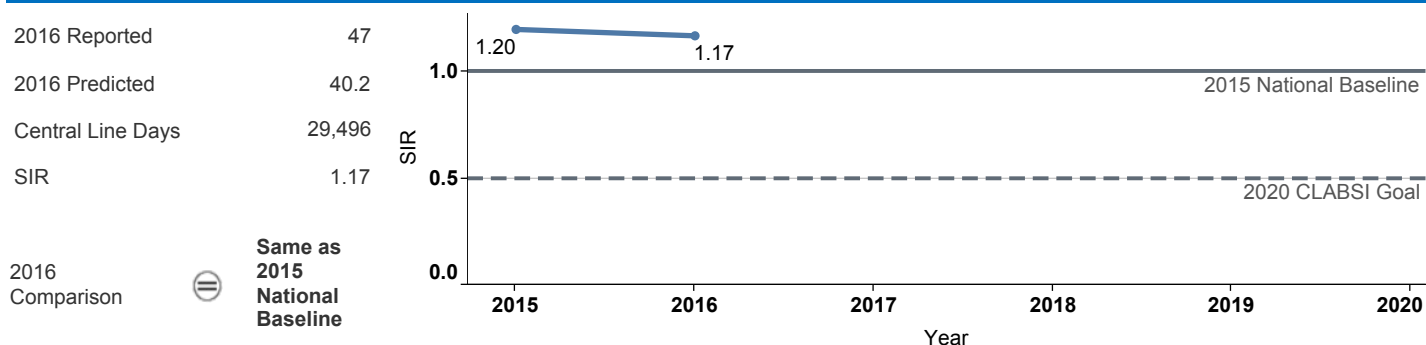
### Hospital Characteristics

County: **Santa Clara**  
 Medical School Affiliation: **Major**  
 Hospital Type: **Pediatric**

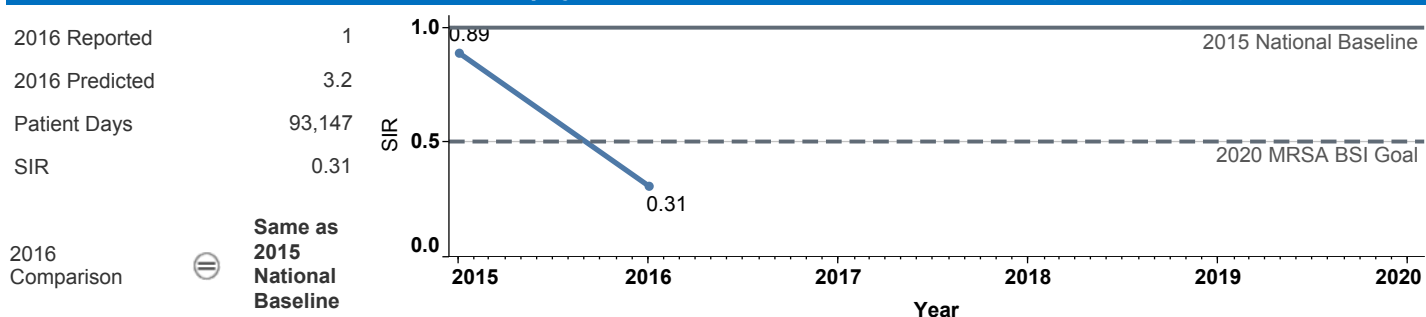
Select by Facility Name  
 Lucile Packard Children's Hos..

The **blue lines** show this hospital's healthcare-associated infection (HAI) incidence for 2015 and 2016, reported as standardized infection ratios (SIR) when possible. Each result is interpreted as the **⊖ Same**, **★ Better**, or **✘ Worse** than the national or state comparison.

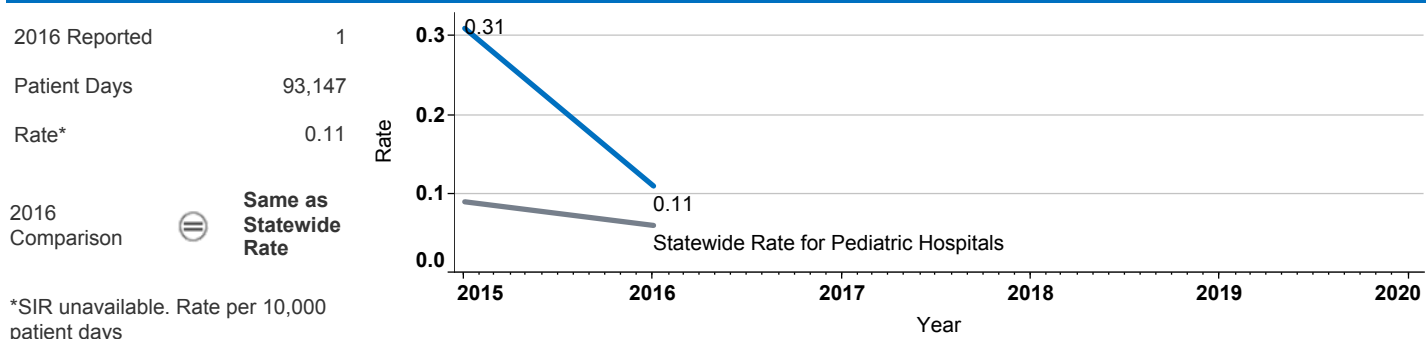
### Central Line Associated Bloodstream Infection (CLABSI)



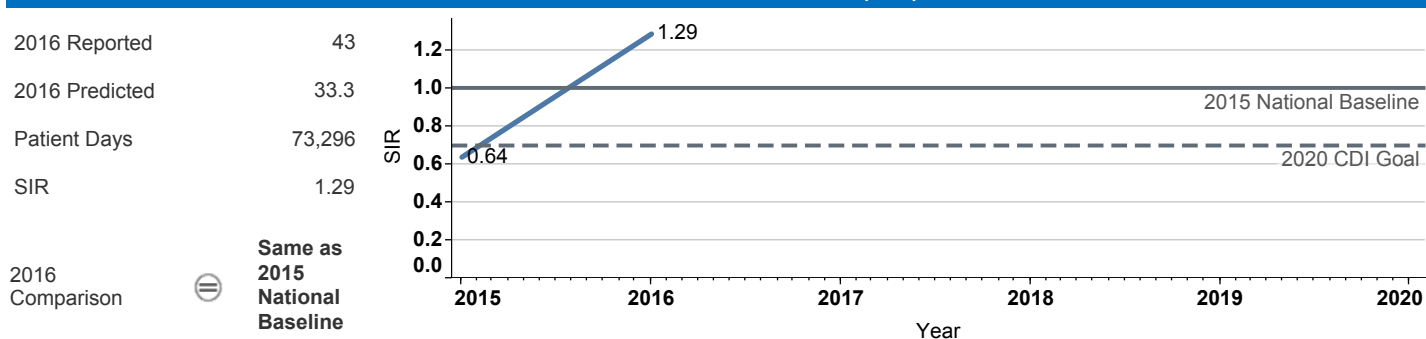
### Methicillin-Resistant *Staphylococcus aureus* Bloodstream Infection (MRSA BSI)



### Vancomycin-Resistant *Enterococcus* Bloodstream Infection (VRE BSI)



### *Clostridium difficile* Infection (CDI)



## Surgical Site Infection (SSI)

Procedure Type	Reported SSI	Predicted SSI	Number of Procedures	SIR	Compared with 2015 National Baseline
Appendix surgery	0	0.0	2	Not enough procedures to calculate SIR	
Bile duct, liver or pancreatic surgery	0	0.1	3	Not enough procedures to calculate SIR	
Cardiac surgery	0	0.1	41	Not enough procedures to calculate SIR	
Cesarean section	0	2.2	1,149	0.00	⊖ Same
Colon surgery	0	0.3	10	0.00	⊖ Same
Exploratory abdominal surgery (lapar..	0	0.1	31	Not enough procedures to calculate SIR	
Gallbladder surgery	0	0.0	1	Not enough procedures to calculate SIR	
Gastric surgery	0	0.0	1	Not enough procedures to calculate SIR	
Heart transplant	0	0.0	5	Not enough procedures to calculate SIR	
Hysterectomy, abdominal	0	0.1	12	Not enough procedures to calculate SIR	
Kidney surgery	0	0.0	4	Not enough procedures to calculate SIR	
Kidney transplant	0	0.0	3	Not enough procedures to calculate SIR	
Laminectomy	0	0.0	7	Not enough procedures to calculate SIR	
Liver transplant	0	0.2	2	0.00	⊖ Same
Open reduction of fracture	0	0.0	1	Not enough procedures to calculate SIR	
Ovarian surgery	0	0.0	32	Not enough procedures to calculate SIR	
Pacemaker surgery	0	0.0	5	Not enough procedures to calculate SIR	
Rectal surgery	0	0.0	1	Not enough procedures to calculate SIR	
Small bowel surgery	0	0.0	1	Not enough procedures to calculate SIR	
Spinal fusion	0	0.2	9	Not enough procedures to calculate SIR	
Spleen surgery	0	0.0	1	Not enough procedures to calculate SIR	
Thoracic surgery	0	0.1	16	Not enough procedures to calculate SIR	

Data tables available from the California Health and Human Services Open Data Portal: <https://chhs.data.ca.gov/>

Information on interpreting this report: <https://www.cdph.ca.gov/Programs/CHCQ/HAI/Pages/AnnualHAIRports.aspx>