

# Healthcare-Associated Infections Report, 2016



## El Camino Hospital (Mountain View)

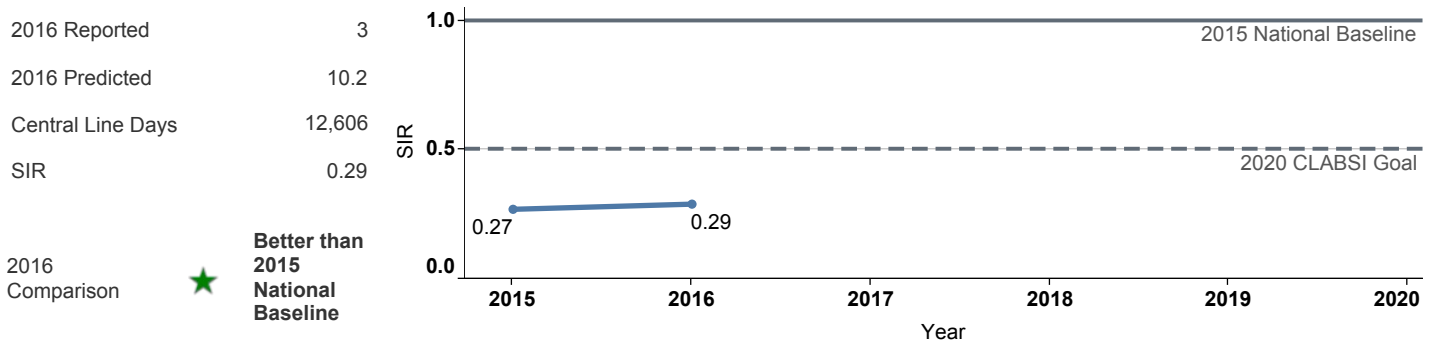
### Hospital Characteristics

County: **Santa Clara**  
 Medical School Affiliation: **No**  
 Hospital Type: **Community, > 250 beds**

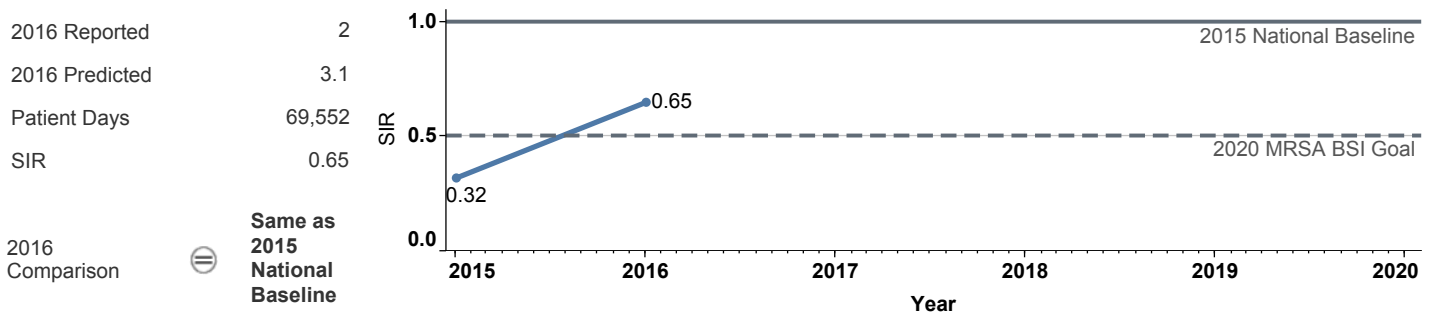
Select by Facility Name  
 El Camino Hospital

The **blue lines** show this hospital's healthcare-associated infection (HAI) incidence for 2015 and 2016, reported as standardized infection ratios (SIR) when possible. Each result is interpreted as the ☹ Same, ★ Better, or ✖ Worse than the national or state comparison.

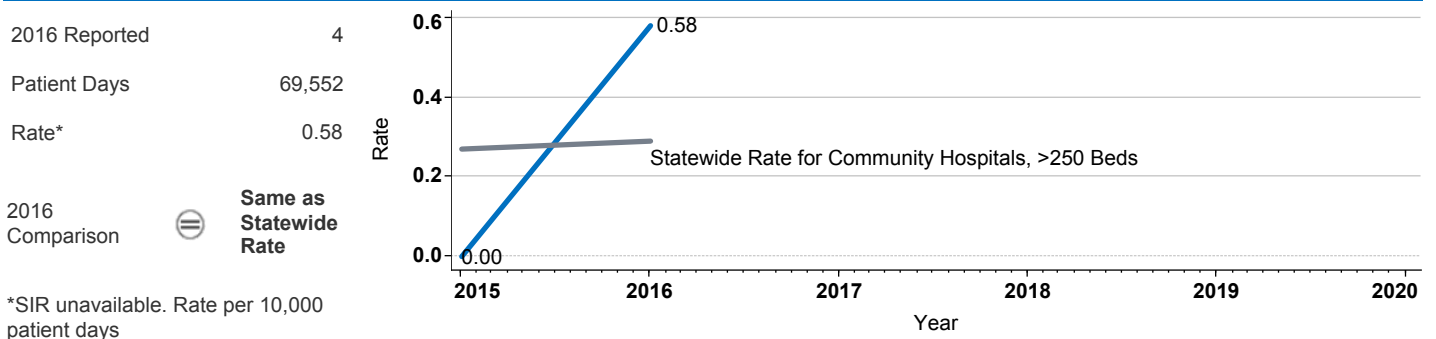
### Central Line Associated Bloodstream Infection (CLABSI)



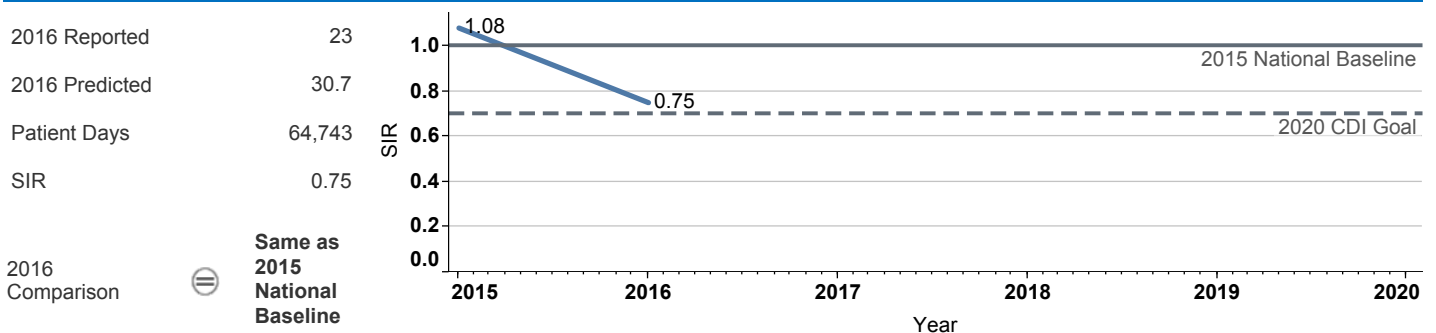
### Methicillin-Resistant *Staphylococcus aureus* Bloodstream Infection (MRSA BSI)



### Vancomycin-Resistant *Enterococcus* Bloodstream Infection (VRE BSI)



### Clostridium difficile Infection (CDI)



**Surgical Site Infection (SSI)**

| Procedure Type                         | Reported SSI | Predicted SSI | Number of Procedures | SIR                                    | Compared with 2015 National Baseline |
|--|--------------|---------------|----------------------|--|--------------------------------------|
| Abdominal aortic aneurysm repair       | 0            | 0.0           | 5                    | Not enough procedures to calculate SIR |                                      |
| Appendix surgery                       | 0            | 0.2           | 58                   | Not enough procedures to calculate SIR |                                      |
| Bile duct, liver or pancreatic surgery | 0            | 0.2           | 16                   | Not enough procedures to calculate SIR |                                      |
| Cardiac surgery                        | 0            | 0.5           | 223                  | 0.00                                   | ⊖ Same                               |
| Cesarean section                       | 1            | 1.5           | 1,291                | 0.68                                   | ⊖ Same                               |
| Colon surgery                          | 2            | 3.9           | 211                  | 0.51                                   | ⊖ Same                               |
| Coronary bypass, chest and donor in..  | 0            | 0.4           | 94                   | 0.00                                   | ⊖ Same                               |
| Coronary bypass, chest incision only   | 0            | 0.1           | 36                   | Not enough procedures to calculate SIR |                                      |
| Exploratory abdominal surgery (lapar.. | 1            | 0.4           | 97                   | 2.40                                   | ⊖ Same                               |
| Gallbladder surgery                    | 0            | 0.9           | 216                  | 0.00                                   | ⊖ Same                               |
| Gastric surgery                        | 0            | 0.9           | 173                  | 0.00                                   | ⊖ Same                               |
| Hip prosthesis                         | 1            | 1.6           | 326                  | 0.61                                   | ⊖ Same                               |
| Hysterectomy, abdominal                | 1            | 0.8           | 136                  | 1.20                                   | ⊖ Same                               |
| Hysterectomy, vaginal                  | 0            | 0.1           | 18                   | Not enough procedures to calculate SIR |                                      |
| Kidney surgery                         | 0            | 0.2           | 73                   | 0.00                                   | ⊖ Same                               |
| Knee prosthesis                        | 0            | 1.0           | 262                  | 0.00                                   | ⊖ Same                               |
| Laminectomy                            | 0            | 0.1           | 33                   | Not enough procedures to calculate SIR |                                      |
| Open reduction of fracture             | 0            | 1.0           | 190                  | 0.00                                   | ⊖ Same                               |
| Ovarian surgery                        | 0            | 0.1           | 63                   | Not enough procedures to calculate SIR |                                      |
| Pacemaker surgery                      | 1            | 0.1           | 82                   | Not enough procedures to calculate SIR |                                      |
| Rectal surgery                         | 0            | 0.1           | 10                   | Not enough procedures to calculate SIR |                                      |
| Small bowel surgery                    | 0            | 1.3           | 71                   | 0.00                                   | ⊖ Same                               |
| Spinal fusion                          | 0            | 1.4           | 142                  | 0.00                                   | ⊖ Same                               |
| Spleen surgery                         | 0            | 0.0           | 7                    | Not enough procedures to calculate SIR |                                      |
| Thoracic surgery                       | 0            | 0.2           | 110                  | 0.00                                   | ⊖ Same                               |

Data tables available from the California Health and Human Services Open Data Portal: <https://chhs.data.ca.gov/>

Information on interpreting this report: <https://www.cdph.ca.gov/Programs/CHCQ/HAI/Pages/AnnualHAIRports.aspx>