

Healthcare-Associated Infections Report, 2016



Santa Barbara Cottage Hospital (Santa Barbara)

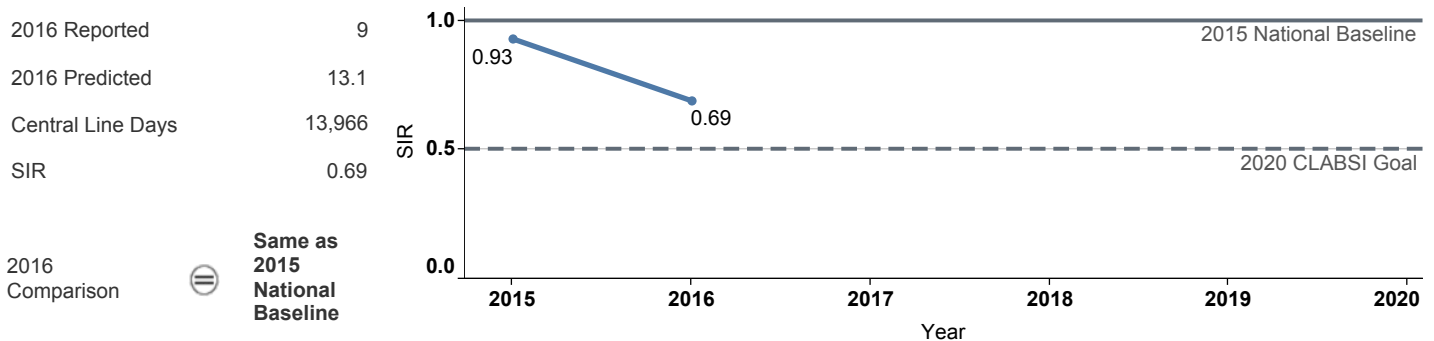
Hospital Characteristics

County: **Santa Barbara** Medical School Affiliation: **Graduate** Hospital Type: **Community, > 250 beds**

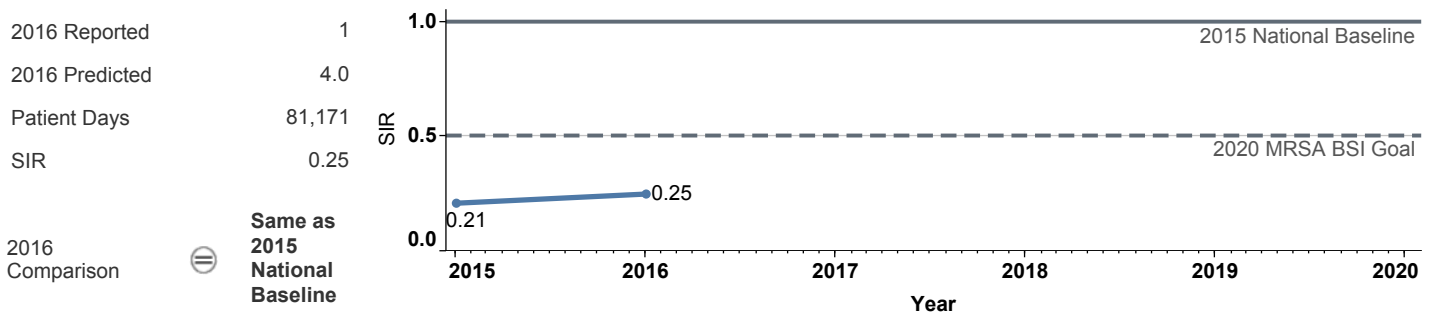
Select by Facility Name: **Santa Barbara Cottage Hospital**

The **blue lines** show this hospital's healthcare-associated infection (HAI) incidence for 2015 and 2016, reported as standardized infection ratios (SIR) when possible. Each result is interpreted as the **⊖ Same**, **★ Better**, or **✘ Worse** than the national or state comparison.

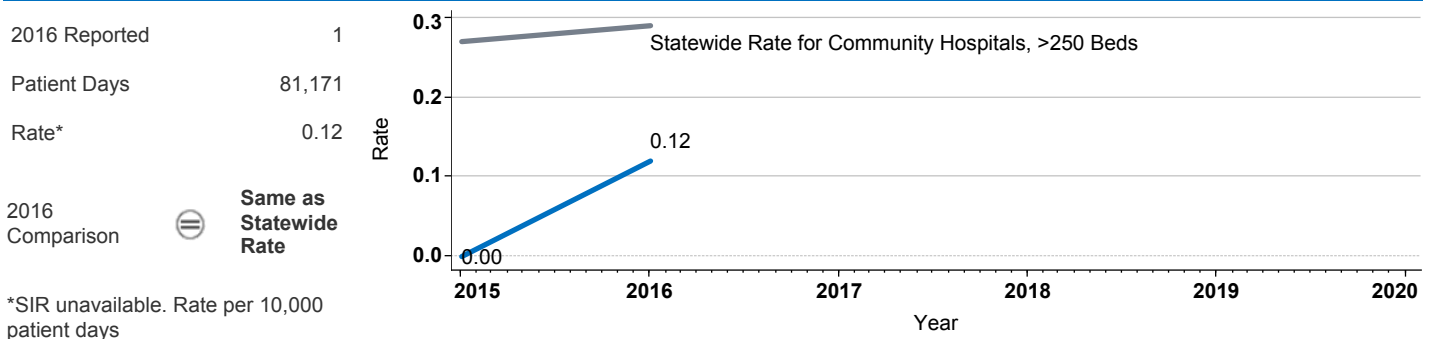
Central Line Associated Bloodstream Infection (CLABSI)



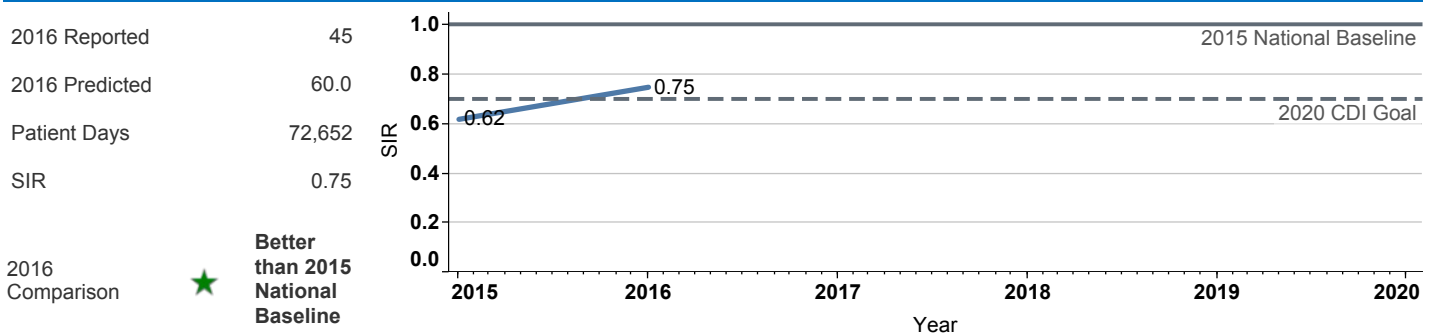
Methicillin-Resistant *Staphylococcus aureus* Bloodstream Infection (MRSA BSI)



Vancomycin-Resistant *Enterococcus* Bloodstream Infection (VRE BSI)



Clostridium difficile Infection (CDI)



Surgical Site Infection (SSI)

Procedure Type	Reported SSI	Predicted SSI	Number of Procedures	SIR	Compared with 2015 National Baseline
Abdominal aortic aneurysm repair	0	0.0	3	Not enough procedures to calculate SIR	
Appendix surgery	0	1.2	224	0.00	⊖ Same
Bile duct, liver or pancreatic surgery	2	1.2	30	1.65	⊖ Same
Cardiac surgery	0	0.3	127	0.00	⊖ Same
Cesarean section	1	0.9	718	1.14	⊖ Same
Colon surgery	0	2.5	124	0.00	⊖ Same
Coronary bypass, chest and donor in..	1	0.7	105	1.43	⊖ Same
Coronary bypass, chest incision only	0	0.0	4	Not enough procedures to calculate SIR	
Exploratory abdominal surgery (lapar..	3	2.0	446	1.47	⊖ Same
Gallbladder surgery	0	1.7	463	0.00	⊖ Same
Gastric surgery	1	1.4	301	0.74	⊖ Same
Hip prosthesis	0	1.1	198	0.00	⊖ Same
Hysterectomy, abdominal	2	1.0	141	2.10	⊖ Same
Hysterectomy, vaginal	0	0.9	212	0.00	⊖ Same
Kidney surgery	0	0.2	63	0.00	⊖ Same
Knee prosthesis	1	1.2	381	0.82	⊖ Same
Laminectomy	3	2.4	718	1.23	⊖ Same
Open reduction of fracture	1	2.3	350	0.44	⊖ Same
Ovarian surgery	0	0.1	105	Not enough procedures to calculate SIR	
Pacemaker surgery	0	0.2	98	Not enough procedures to calculate SIR	
Rectal surgery	3	1.5	100	2.02	⊖ Same
Small bowel surgery	4	1.4	74	2.94	⊖ Same
Spinal fusion	0	2.8	306	0.00	⊖ Same
Spleen surgery	0	0.1	13	Not enough procedures to calculate SIR	
Thoracic surgery	0	0.3	112	0.00	⊖ Same

Data tables available from the California Health and Human Services Open Data Portal: <https://chhs.data.ca.gov/>

Information on interpreting this report: <https://www.cdph.ca.gov/Programs/CHCQ/HAH/Pages/AnnualHAIRReports.aspx>