

Healthcare-Associated Infections Report, 2016



Marian Regional Medical Center (Santa Maria)

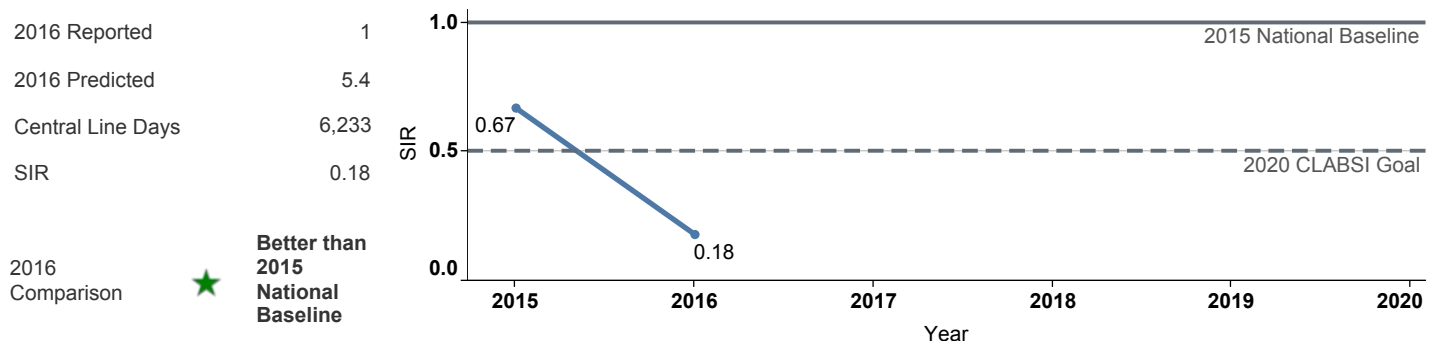
Hospital Characteristics

County: **Santa Barbara** Medical School Affiliation: **Graduate** Hospital Type: **Community, 125 – 250 beds**

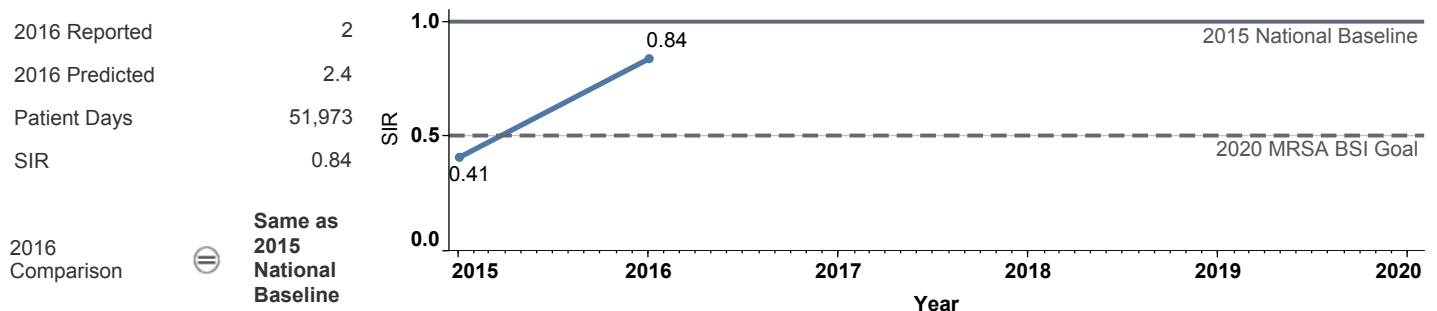
Select by Facility Name: **Marian Regional Medical Cent..**

The **blue lines** show this hospital's healthcare-associated infection (HAI) incidence for 2015 and 2016, reported as standardized infection ratios (SIR) when possible. Each result is interpreted as the ☹ Same, ★ Better, or ✖ Worse than the national or state comparison.

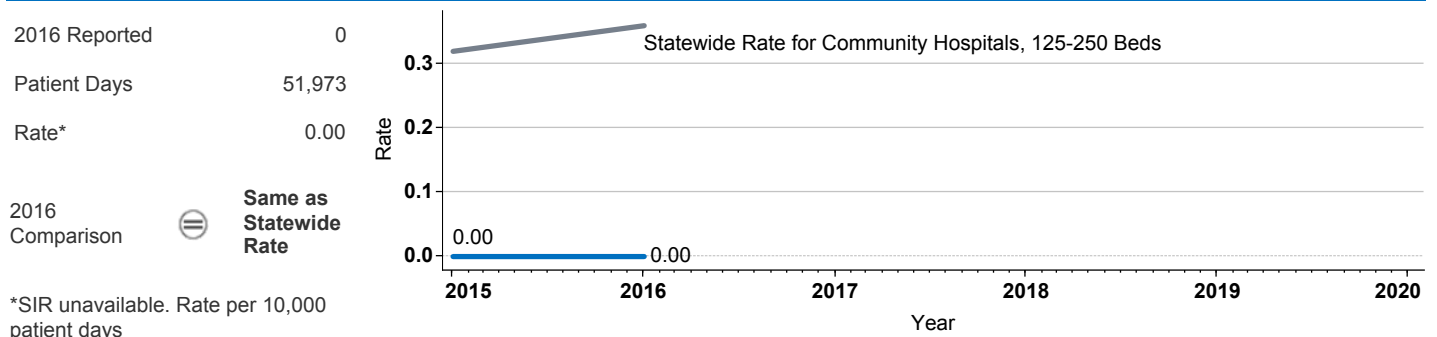
Central Line Associated Bloodstream Infection (CLABSI)



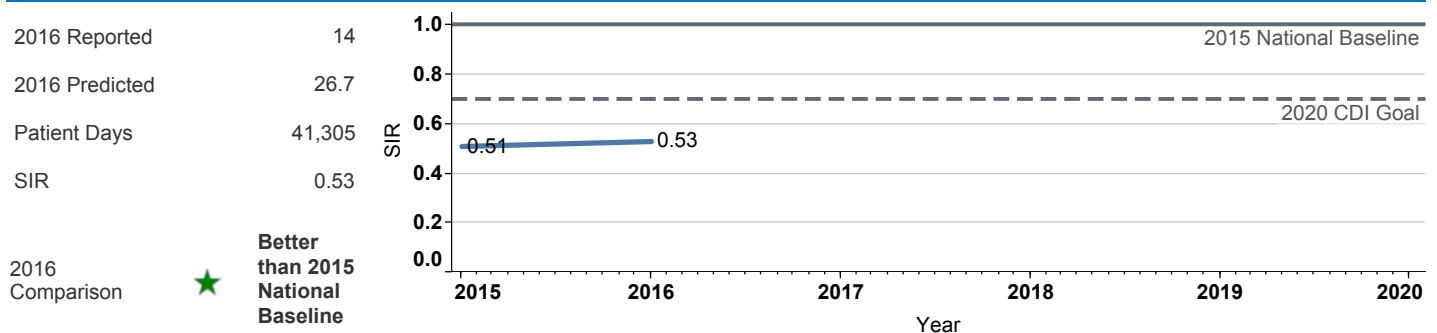
Methicillin-Resistant *Staphylococcus aureus* Bloodstream Infection (MRSA BSI)



Vancomycin-Resistant *Enterococcus* Bloodstream Infection (VRE BSI)



Clostridium difficile Infection (CDI)



Surgical Site Infection (SSI)

Procedure Type	Reported SSI	Predicted SSI	Number of Procedures	SIR	Compared with 2015 National Baseline
Appendix surgery	1	0.5	172	2.08	⊖ Same
Bile duct, liver or pancreatic surgery	0	0.1	13	Not enough procedures to calculate SIR	
Cardiac surgery	1	0.1	37	Not enough procedures to calculate SIR	
Cesarean section	1	1.3	954	0.80	⊖ Same
Colon surgery	0	2.9	135	0.00	⊖ Same
Coronary bypass, chest and donor in..	0	0.4	80	0.00	⊖ Same
Coronary bypass, chest incision only	0	0.0	1	Not enough procedures to calculate SIR	
Exploratory abdominal surgery (lapar..	0	1.2	319	0.00	⊖ Same
Gallbladder surgery	0	0.5	278	0.00	⊖ Same
Gastric surgery	1	1.3	382	0.78	⊖ Same
Hip prosthesis	0	1.0	157	0.00	⊖ Same
Hysterectomy, abdominal	0	0.9	167	0.00	⊖ Same
Hysterectomy, vaginal	0	0.4	99	0.00	⊖ Same
Kidney surgery	0	0.1	35	Not enough procedures to calculate SIR	
Knee prosthesis	1	0.7	192	1.35	⊖ Same
Laminectomy	0	0.3	106	0.00	⊖ Same
Open reduction of fracture	1	1.3	162	0.78	⊖ Same
Ovarian surgery	0	0.2	267	Not enough procedures to calculate SIR	
Pacemaker surgery	0	0.3	142	0.00	⊖ Same
Rectal surgery	0	0.3	19	0.00	⊖ Same
Small bowel surgery	0	1.5	78	0.00	⊖ Same
Spinal fusion	0	0.8	86	0.00	⊖ Same
Spleen surgery	0	0.1	9	Not enough procedures to calculate SIR	
Thoracic surgery	0	0.6	310	0.00	⊖ Same

Data tables available from the California Health and Human Services Open Data Portal: <https://chhs.data.ca.gov/>

Information on interpreting this report: <https://www.cdph.ca.gov/Programs/CHCQ/HAI/Pages/AnnualHAIRports.aspx>