

# Healthcare-Associated Infections Report, 2016



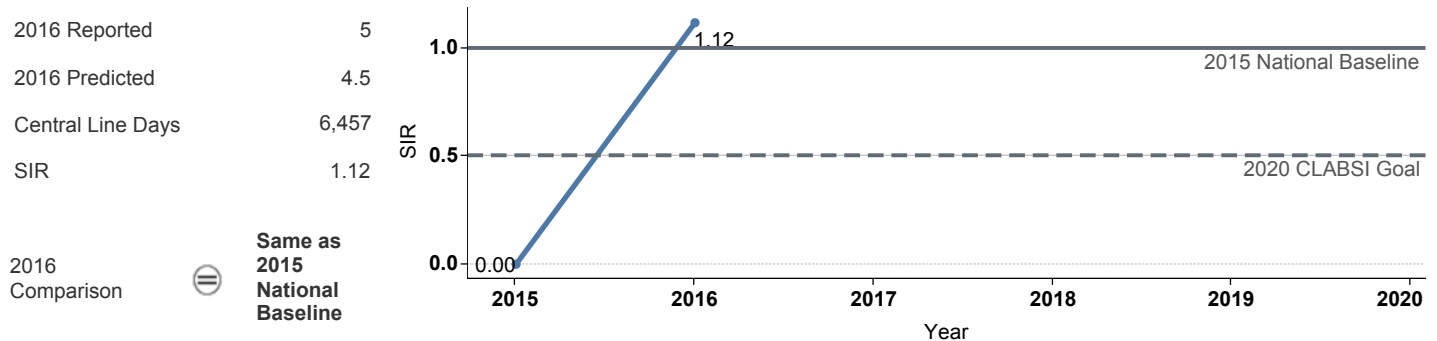
## Seton Medical Center (Daly City)

### Hospital Characteristics

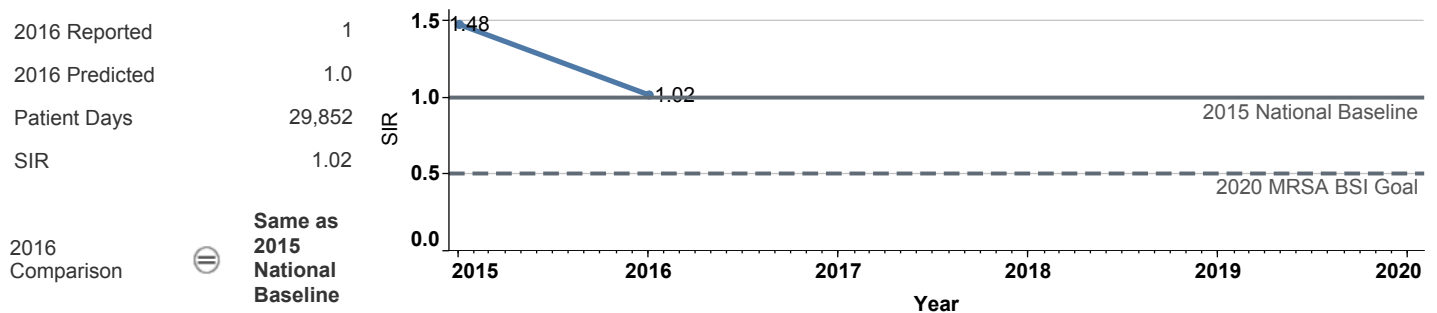
County	Medical School Affiliation	Hospital Type	Select by Facility Name
San Mateo	No	Community, < 125 beds	Seton Medical Center

The **blue lines** show this hospital's healthcare-associated infection (HAI) incidence for 2015 and 2016, reported as standardized infection ratios (SIR) when possible. Each result is interpreted as the **⊖ Same**, **★ Better**, or **✖ Worse** than the national or state comparison.

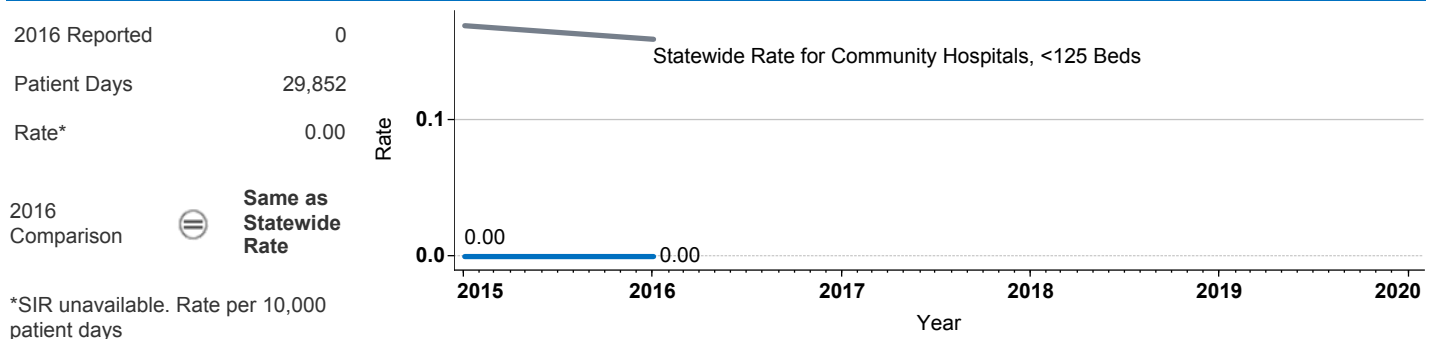
### Central Line Associated Bloodstream Infection (CLABSI)



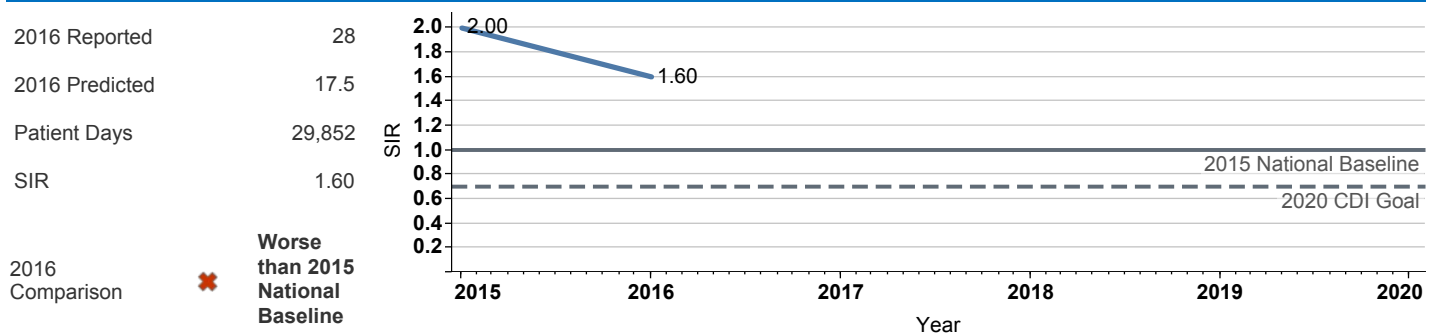
### Methicillin-Resistant *Staphylococcus aureus* Bloodstream Infection (MRSA BSI)



### Vancomycin-Resistant *Enterococcus* Bloodstream Infection (VRE BSI)



### Clostridium difficile Infection (CDI)



## Surgical Site Infection (SSI)

Procedure Type	Reported SSI	Predicted SSI	Number of Procedures	SIR	Compared with 2015 National Baseline
Appendix surgery	0	0.2	58	Not enough procedures to calculate SIR	
Bile duct, liver or pancreatic surgery	0	0.1	3	Not enough procedures to calculate SIR	
Cardiac surgery	0	0.0	22	Not enough procedures to calculate SIR	
Colon surgery	0	1.1	52	0.00	☹ Same
Coronary bypass, chest and donor in..	0	0.3	48	0.00	☹ Same
Exploratory abdominal surgery (lapar..	0	0.1	13	Not enough procedures to calculate SIR	
Gallbladder surgery	0	0.4	118	0.00	☹ Same
Gastric surgery	0	0.2	11	Not enough procedures to calculate SIR	
Hip prosthesis	0	0.3	47	0.00	☹ Same
Hysterectomy, abdominal	0	0.1	19	Not enough procedures to calculate SIR	
Hysterectomy, vaginal	0	0.0	1	Not enough procedures to calculate SIR	
Kidney surgery	0	0.0	3	Not enough procedures to calculate SIR	
Knee prosthesis	1	0.4	67	2.67	☹ Same
Laminectomy	0	0.2	62	Not enough procedures to calculate SIR	
Open reduction of fracture	0	0.2	58	0.00	☹ Same
Ovarian surgery	0	0.0	15	Not enough procedures to calculate SIR	
Pacemaker surgery	0	0.0	25	Not enough procedures to calculate SIR	
Rectal surgery	0	0.2	17	0.00	☹ Same
Small bowel surgery	0	0.1	3	Not enough procedures to calculate SIR	
Spinal fusion	3	0.5	143	6.33	✖ Worse
Spleen surgery	0	0.0	1	Not enough procedures to calculate SIR	
Thoracic surgery	0	0.0	9	Not enough procedures to calculate SIR	

Data tables available from the California Health and Human Services Open Data Portal: <https://chhs.data.ca.gov/>

Information on interpreting this report: <https://www.cdph.ca.gov/Programs/CHCQ/HAI/Pages/AnnualHAIRports.aspx>