

Healthcare-Associated Infections Report, 2016



Kaiser Foundation Hospital, Redwood City (Redwood City)

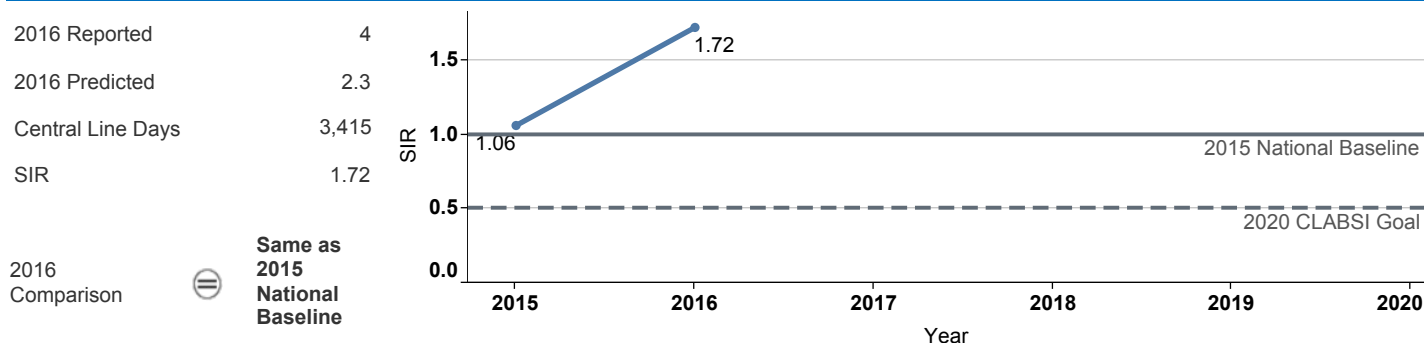
Hospital Characteristics

County: **San Mateo** Medical School Affiliation: **No** Hospital Type: **Community, 125 – 250 beds**

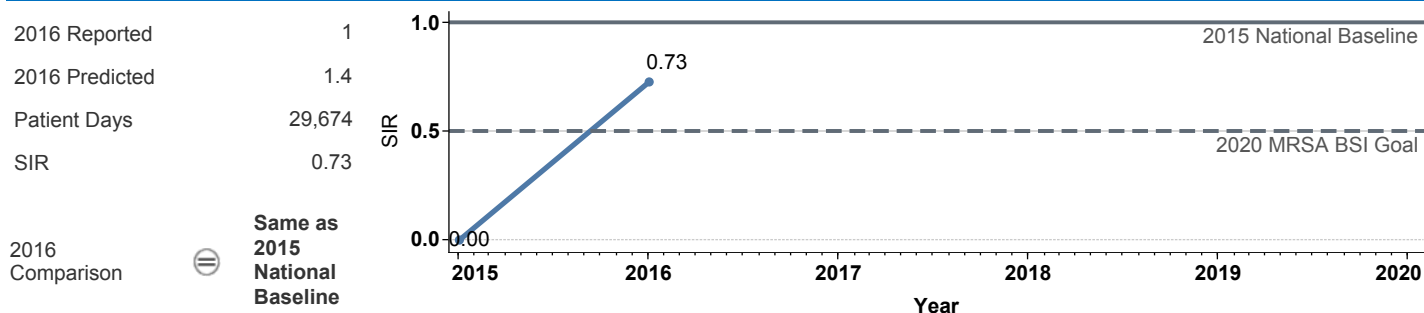
Select by Facility Name: **Kaiser Foundation Hospital, R..**

The **blue lines** show this hospital's healthcare-associated infection (HAI) incidence for 2015 and 2016, reported as standardized infection ratios (SIR) when possible. Each result is interpreted as the **⊖ Same**, **★ Better**, or **✖ Worse** than the national or state comparison.

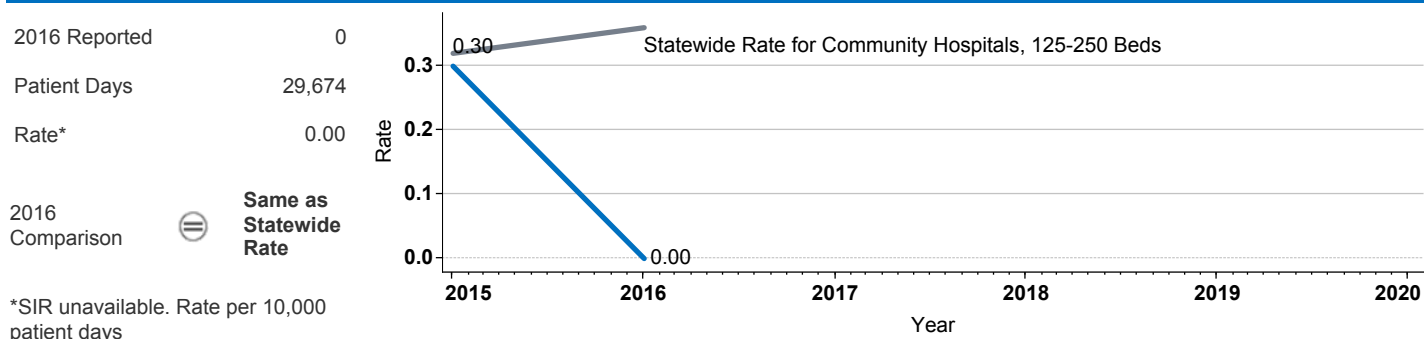
Central Line Associated Bloodstream Infection (CLABSI)



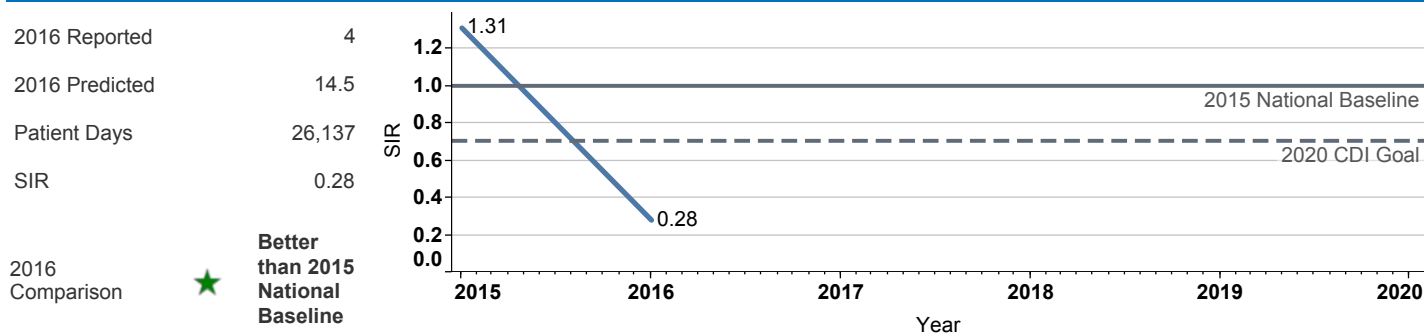
Methicillin-Resistant *Staphylococcus aureus* Bloodstream Infection (MRSA BSI)



Vancomycin-Resistant *Enterococcus* Bloodstream Infection (VRE BSI)



Clostridium difficile Infection (CDI)



Surgical Site Infection (SSI)

Procedure Type	Reported SSI	Predicted SSI	Number of Procedures	SIR	Compared with 2015 National Baseline
Appendix surgery	0	0.3	83	0.00	⊖ Same
Bile duct, liver or pancreatic surgery	0	0.0	4	Not enough procedures to calculate SIR	
Cesarean section	1	0.4	365	2.56	⊖ Same
Colon surgery	2	1.7	66	1.20	⊖ Same
Exploratory abdominal surgery (lapar..	0	0.4	78	0.00	⊖ Same
Gallbladder surgery	1	0.2	66	Not enough procedures to calculate SIR	
Gastric surgery	0	0.1	6	Not enough procedures to calculate SIR	
Hip prosthesis	2	0.5	161	3.95	⊖ Same
Hysterectomy, abdominal	0	0.2	26	Not enough procedures to calculate SIR	
Hysterectomy, vaginal	0	0.0	5	Not enough procedures to calculate SIR	
Kidney surgery	0	0.1	17	Not enough procedures to calculate SIR	
Kidney transplant	0	0.0	1	Not enough procedures to calculate SIR	
Knee prosthesis	1	0.5	226	2.19	⊖ Same
Laminectomy	1	0.5	189	1.93	⊖ Same
Open reduction of fracture	0	0.3	43	0.00	⊖ Same
Ovarian surgery	0	0.0	34	Not enough procedures to calculate SIR	
Pacemaker surgery	0	0.0	4	Not enough procedures to calculate SIR	
Rectal surgery	0	0.2	7	Not enough procedures to calculate SIR	
Small bowel surgery	1	0.8	43	1.28	⊖ Same
Spinal fusion	0	0.2	79	0.00	⊖ Same
Thoracic surgery	0	0.0	8	Not enough procedures to calculate SIR	

Data tables available from the California Health and Human Services Open Data Portal: <https://chhs.data.ca.gov/>

Information on interpreting this report: <https://www.cdph.ca.gov/Programs/CHCQ/HAI/Pages/AnnualHAIReports.aspx>