

# Healthcare-Associated Infections Report, 2016



## Sierra Vista Regional Medical Center (San Luis Obispo)

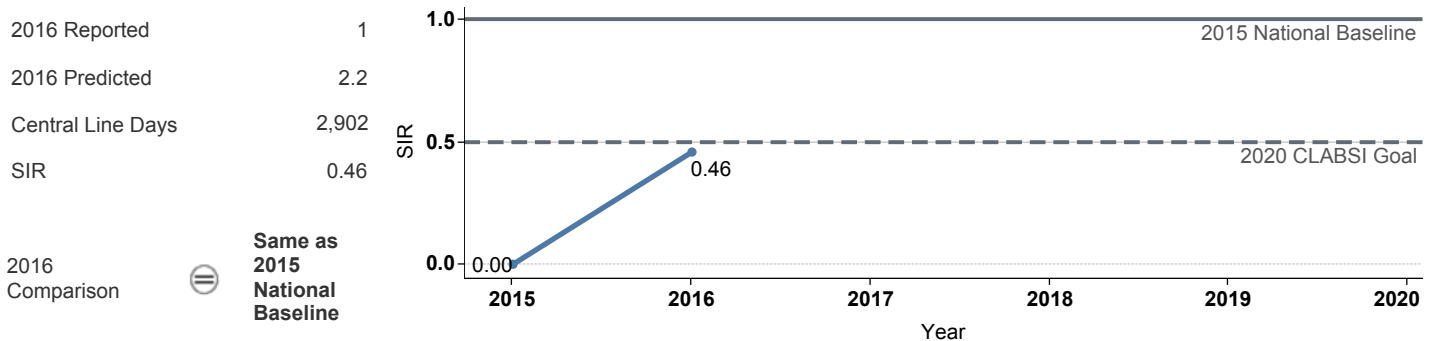
### Hospital Characteristics

County: San Luis Obispo  
 Medical School Affiliation: No  
 Hospital Type: Community, 125 – 250 beds

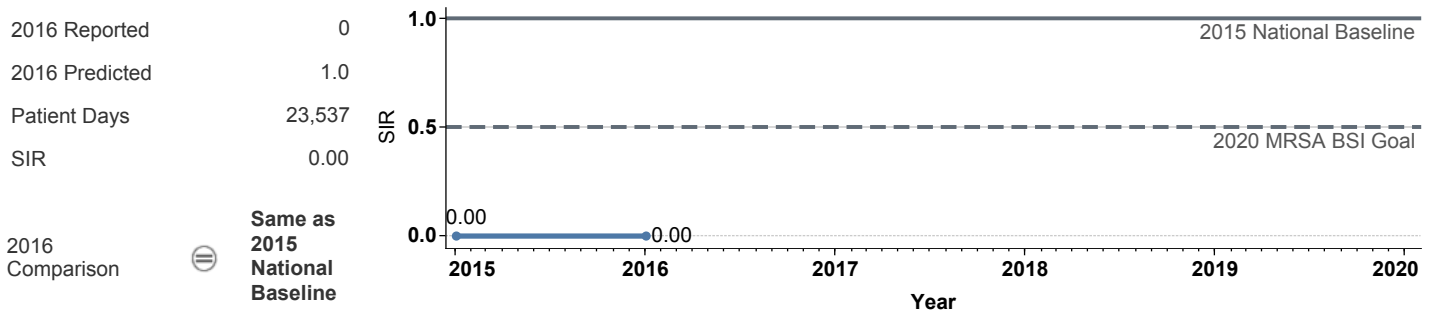
Select by Facility Name: Sierra Vista Regional Medical ..

The **blue lines** show this hospital's healthcare-associated infection (HAI) incidence for 2015 and 2016, reported as standardized infection ratios (SIR) when possible. Each result is interpreted as the **⊖ Same**, **★ Better**, or **✘ Worse** than the national or state comparison.

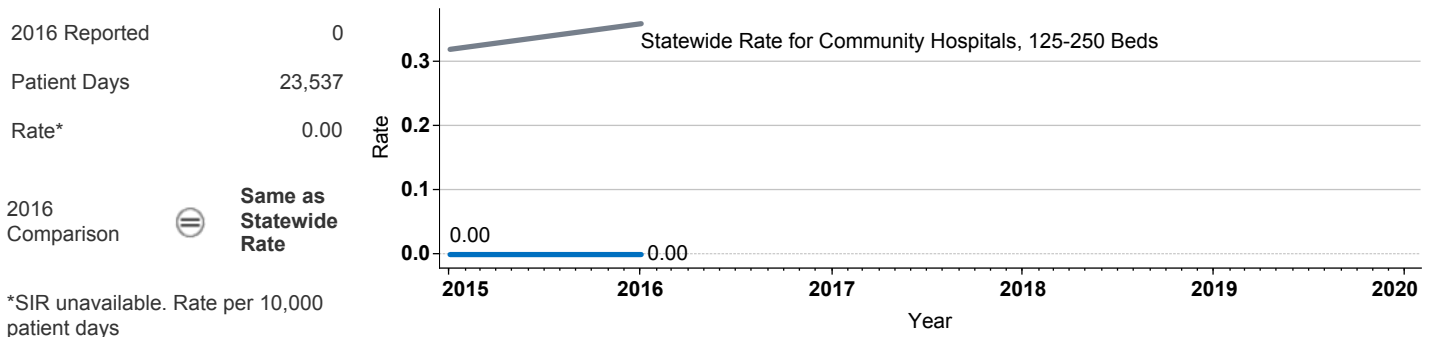
### Central Line Associated Bloodstream Infection (CLABSI)



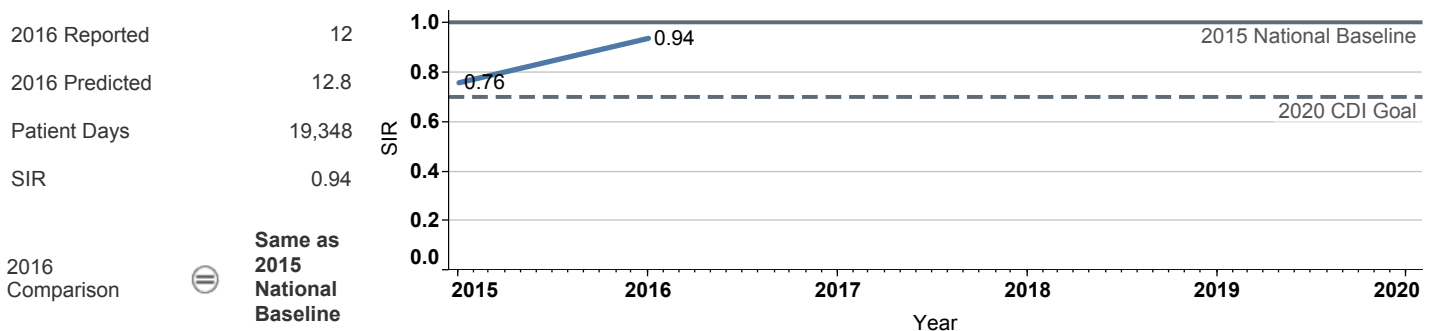
### Methicillin-Resistant *Staphylococcus aureus* Bloodstream Infection (MRSA BSI)



### Vancomycin-Resistant *Enterococcus* Bloodstream Infection (VRE BSI)



### *Clostridium difficile* Infection (CDI)



## Surgical Site Infection (SSI)

Procedure Type	Reported SSI	Predicted SSI	Number of Procedures	SIR	Compared with 2015 National Baseline
Abdominal aortic aneurysm repair	0	0.1	8	Not enough procedures to calculate SIR	
Appendix surgery	0	0.1	38	Not enough procedures to calculate SIR	
Bile duct, liver or pancreatic surgery	0	0.0	1	Not enough procedures to calculate SIR	
Cesarean section	0	0.6	468	0.00	☹ Same
Colon surgery	3	1.3	70	2.26	☹ Same
Exploratory abdominal surgery (lapar..	0	0.2	34	0.00	☹ Same
Gallbladder surgery	0	0.2	53	Not enough procedures to calculate SIR	
Gastric surgery	0	0.0	2	Not enough procedures to calculate SIR	
Hip prosthesis	0	0.4	102	0.00	☹ Same
Hysterectomy, abdominal	1	0.3	51	3.37	☹ Same
Hysterectomy, vaginal	0	0.1	21	Not enough procedures to calculate SIR	
Kidney surgery	0	0.1	18	Not enough procedures to calculate SIR	
Knee prosthesis	0	0.5	138	0.00	☹ Same
Laminectomy	3	0.6	219	5.00	✖ Worse
Open reduction of fracture	0	0.4	68	0.00	☹ Same
Ovarian surgery	2	0.0	3	Not enough procedures to calculate SIR	
Small bowel surgery	0	0.1	6	Not enough procedures to calculate SIR	
Spinal fusion	0	0.5	263	0.00	☹ Same
Spleen surgery	0	0.0	2	Not enough procedures to calculate SIR	
Thoracic surgery	0	0.1	38	Not enough procedures to calculate SIR	

Data tables available from the California Health and Human Services Open Data Portal: <https://chhs.data.ca.gov/>

Information on interpreting this report: <https://www.cdph.ca.gov/Programs/CHCQ/HAI/Pages/AnnualHAIRports.aspx>