

Healthcare-Associated Infections Report, 2016



French Hospital Medical Center (San Luis Obispo)

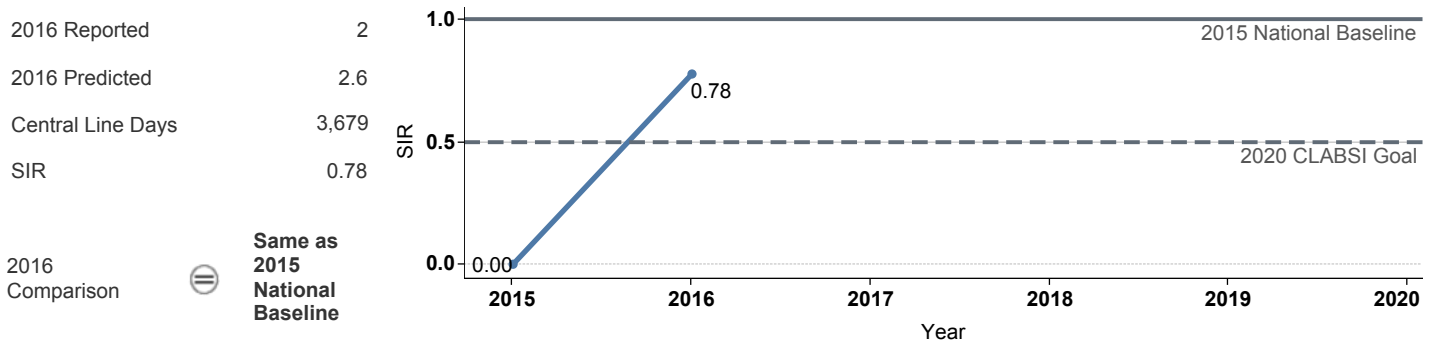
Hospital Characteristics

County: **San Luis Obis..** Medical School Affiliation: **No** Hospital Type: **Community, < 125 beds**

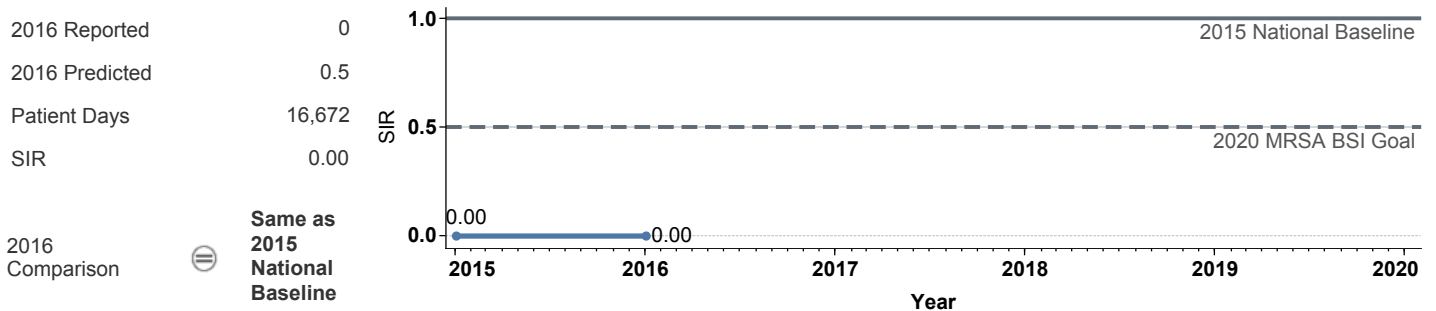
Select by Facility Name: **French Hospital Medical Center**

The **blue lines** show this hospital's healthcare-associated infection (HAI) incidence for 2015 and 2016, reported as standardized infection ratios (SIR) when possible. Each result is interpreted as the **⊖ Same**, **★ Better**, or **✖ Worse** than the national or state comparison.

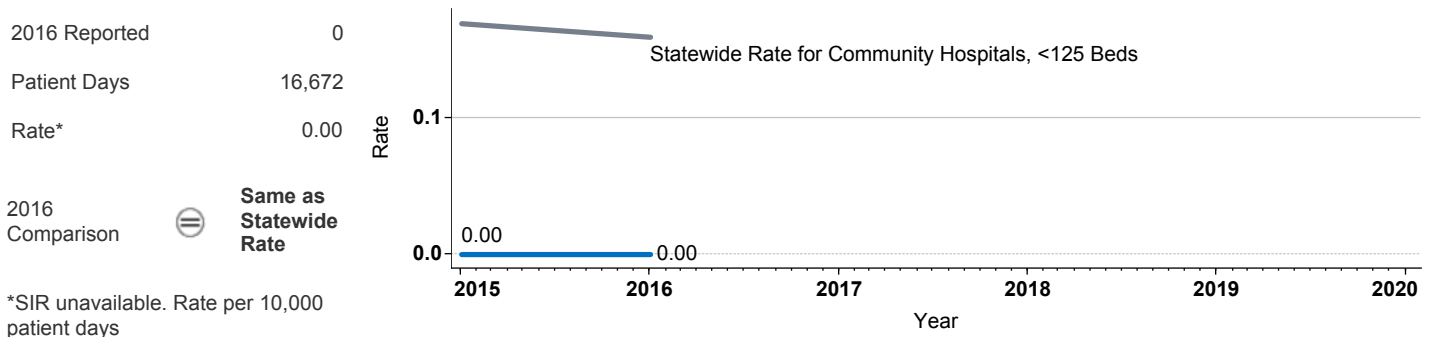
Central Line Associated Bloodstream Infection (CLABSI)



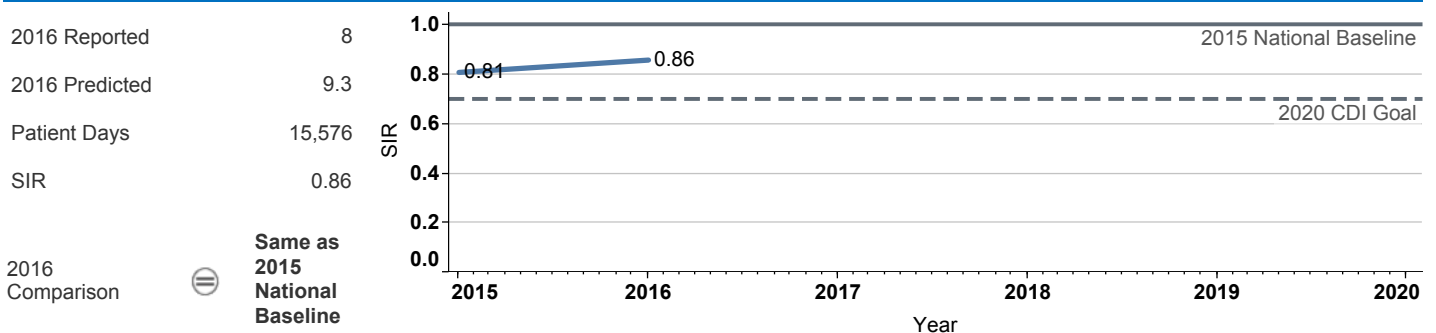
Methicillin-Resistant *Staphylococcus aureus* Bloodstream Infection (MRSA BSI)



Vancomycin-Resistant *Enterococcus* Bloodstream Infection (VRE BSI)



Clostridium difficile Infection (CDI)



Surgical Site Infection (SSI)

Procedure Type	Reported SSI	Predicted SSI	Number of Procedures	SIR	Compared with 2015 National Baseline
Appendix surgery	0	0.1	41	Not enough procedures to calculate SIR	
Bile duct, liver or pancreatic surgery	0	0.0	2	Not enough procedures to calculate SIR	
Cardiac surgery	0	0.2	64	Not enough procedures to calculate SIR	
Cesarean section	0	0.2	140	Not enough procedures to calculate SIR	
Colon surgery	1	1.1	54	0.91	⊖ Same
Coronary bypass, chest and donor in..	0	0.4	100	0.00	⊖ Same
Coronary bypass, chest incision only	0	0.0	1	Not enough procedures to calculate SIR	
Exploratory abdominal surgery (lapar..	0	0.2	46	0.00	⊖ Same
Gallbladder surgery	0	0.1	46	Not enough procedures to calculate SIR	
Gastric surgery	0	0.0	5	Not enough procedures to calculate SIR	
Hip prosthesis	1	1.1	218	0.92	⊖ Same
Hysterectomy, abdominal	0	0.1	18	Not enough procedures to calculate SIR	
Hysterectomy, vaginal	0	0.1	30	Not enough procedures to calculate SIR	
Kidney surgery	0	0.0	12	Not enough procedures to calculate SIR	
Knee prosthesis	0	0.7	243	0.00	⊖ Same
Laminectomy	0	0.0	7	Not enough procedures to calculate SIR	
Open reduction of fracture	0	0.2	34	Not enough procedures to calculate SIR	
Ovarian surgery	0	0.0	30	Not enough procedures to calculate SIR	
Pacemaker surgery	0	0.3	202	0.00	⊖ Same
Rectal surgery	0	0.1	2	Not enough procedures to calculate SIR	
Small bowel surgery	0	0.4	22	0.00	⊖ Same
Spinal fusion	0	0.0	2	Not enough procedures to calculate SIR	
Spleen surgery	0	0.0	1	Not enough procedures to calculate SIR	
Thoracic surgery	0	0.0	22	Not enough procedures to calculate SIR	

Data tables available from the California Health and Human Services Open Data Portal: <https://chhs.data.ca.gov/>

Information on interpreting this report: <https://www.cdph.ca.gov/Programs/CHCQ/HAI/Pages/AnnualHAIRports.aspx>