

Healthcare-Associated Infections Report, 2016



San Joaquin General Hospital (French Camp)

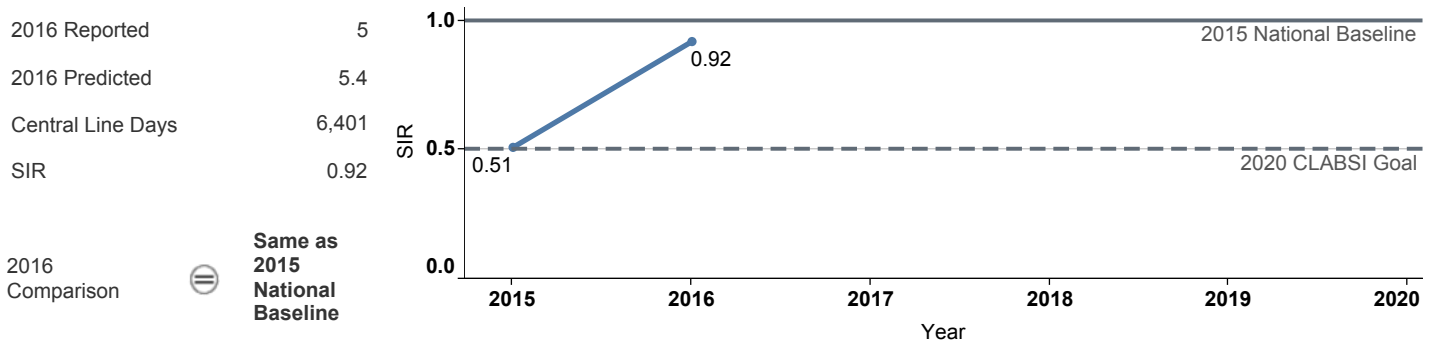
Hospital Characteristics

County: San Joaquin
 Medical School Affiliation: Graduate
 Hospital Type: Community, 125 – 250 beds

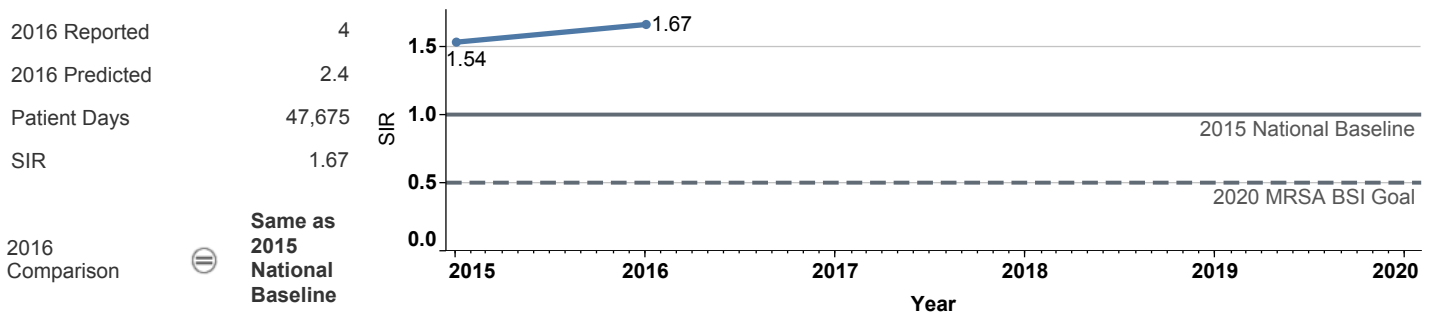
Select by Facility Name
 San Joaquin General Hospital

The **blue lines** show this hospital's healthcare-associated infection (HAI) incidence for 2015 and 2016, reported as standardized infection ratios (SIR) when possible. Each result is interpreted as the **⊖ Same**, **★ Better**, or **✖ Worse** than the national or state comparison.

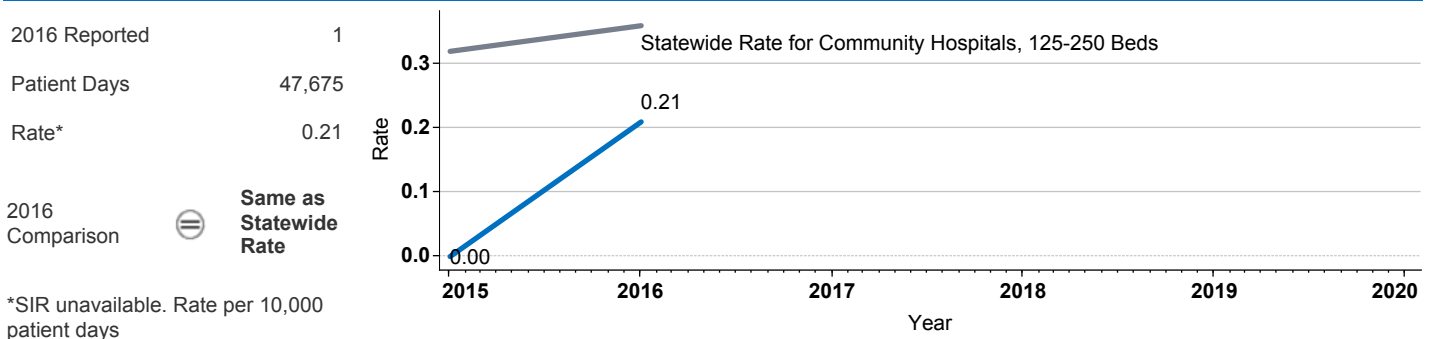
Central Line Associated Bloodstream Infection (CLABSI)



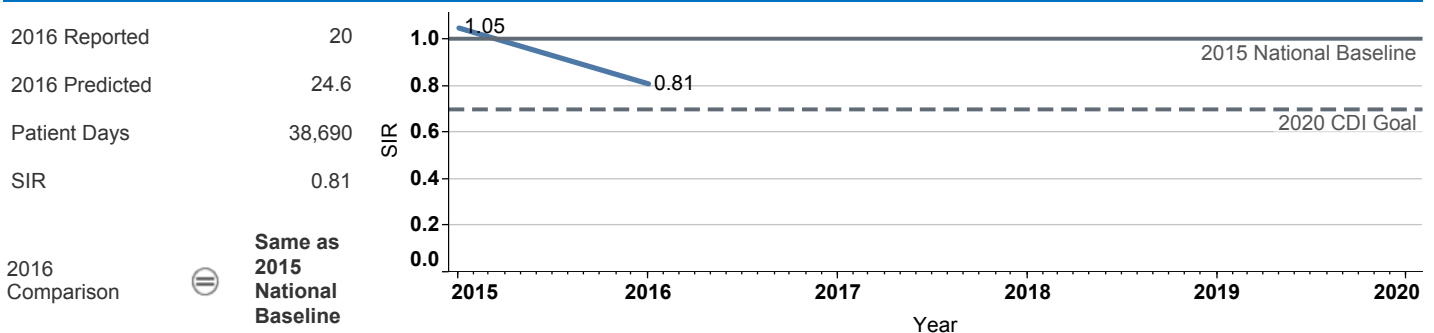
Methicillin-Resistant *Staphylococcus aureus* Bloodstream Infection (MRSA BSI)



Vancomycin-Resistant *Enterococcus* Bloodstream Infection (VRE BSI)



Clostridium difficile Infection (CDI)



Surgical Site Infection (SSI)

Procedure Type	Reported SSI	Predicted SSI	Number of Procedures	SIR	Compared with 2015 National Baseline
Appendix surgery	0	0.2	53	0.00	⊖ Same
Bile duct, liver or pancreatic surgery	0	0.3	12	0.00	⊖ Same
Cardiac surgery	0	0.0	2	Not enough procedures to calculate SIR	
Cesarean section	0	0.6	597	0.00	⊖ Same
Colon surgery	3	3.0	66	0.99	⊖ Same
Exploratory abdominal surgery (lapar..	0	1.4	137	0.00	⊖ Same
Gallbladder surgery	0	0.3	138	0.00	⊖ Same
Gastric surgery	0	0.5	27	0.00	⊖ Same
Hip prosthesis	1	0.2	38	4.81	⊖ Same
Hysterectomy, abdominal	0	0.5	61	0.00	⊖ Same
Hysterectomy, vaginal	0	0.1	14	Not enough procedures to calculate SIR	
Kidney surgery	0	0.0	6	Not enough procedures to calculate SIR	
Knee prosthesis	0	0.2	67	0.00	⊖ Same
Laminectomy	0	0.2	65	Not enough procedures to calculate SIR	
Open reduction of fracture	3	1.9	194	1.62	⊖ Same
Ovarian surgery	0	0.0	73	Not enough procedures to calculate SIR	
Pacemaker surgery	0	0.0	4	Not enough procedures to calculate SIR	
Rectal surgery	0	0.2	8	Not enough procedures to calculate SIR	
Small bowel surgery	1	1.4	69	0.74	⊖ Same
Spinal fusion	1	1.0	89	0.98	⊖ Same
Spleen surgery	0	0.1	14	Not enough procedures to calculate SIR	
Thoracic surgery	0	0.1	38	Not enough procedures to calculate SIR	

Data tables available from the California Health and Human Services Open Data Portal: <https://chhs.data.ca.gov/>

Information on interpreting this report: <https://www.cdph.ca.gov/Programs/CHCQ/HAI/Pages/AnnualHAIRports.aspx>