

Healthcare-Associated Infections Report, 2016



Dameron Hospital (Stockton)

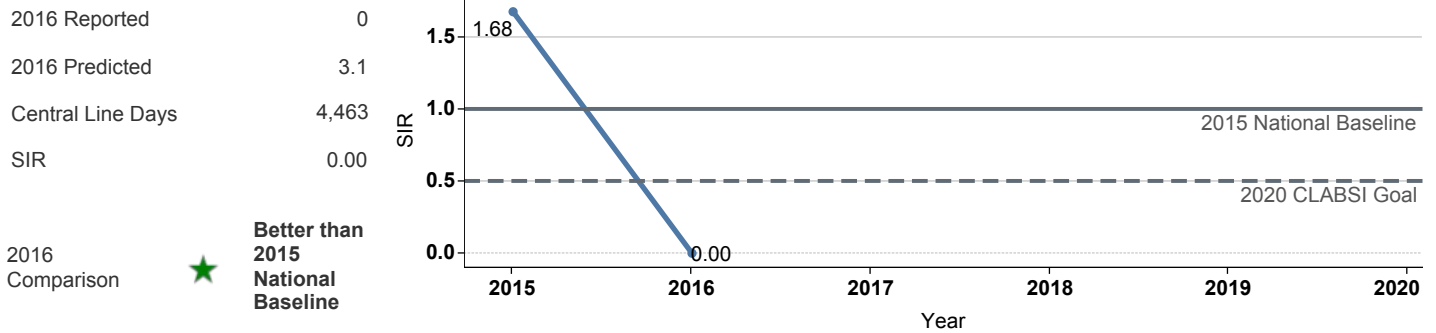
Hospital Characteristics

County: San Joaquin
 Medical School Affiliation: No
 Hospital Type: Community, 125 – 250 beds

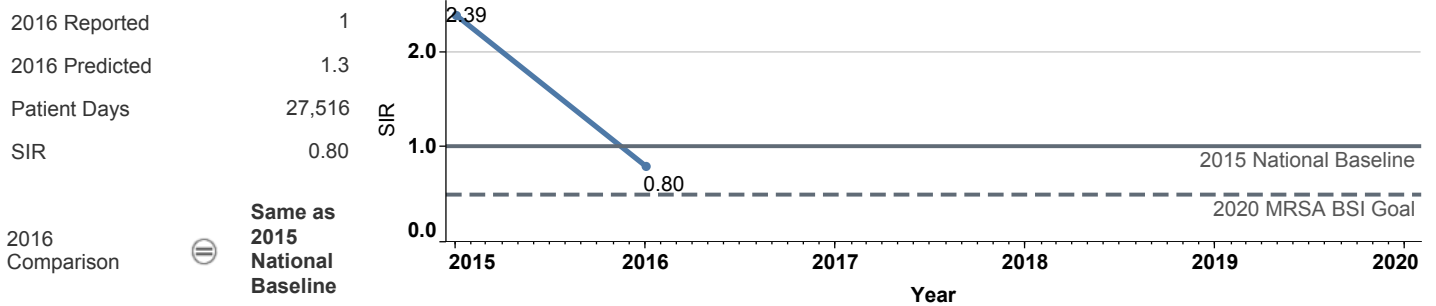
Select by Facility Name
 Dameron Hospital

The **blue lines** show this hospital's healthcare-associated infection (HAI) incidence for 2015 and 2016, reported as standardized infection ratios (SIR) when possible. Each result is interpreted as the ☹ Same, ★ Better, or ✖ Worse than the national or state comparison.

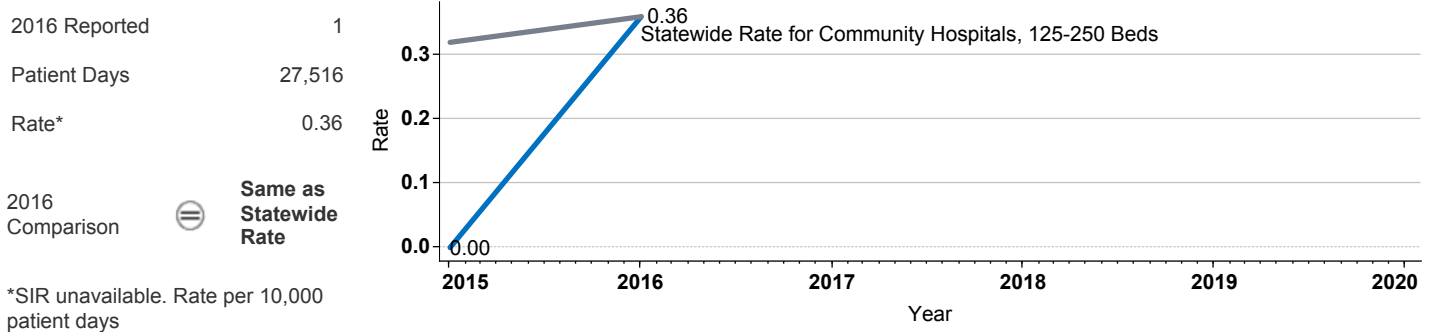
Central Line Associated Bloodstream Infection (CLABSI)



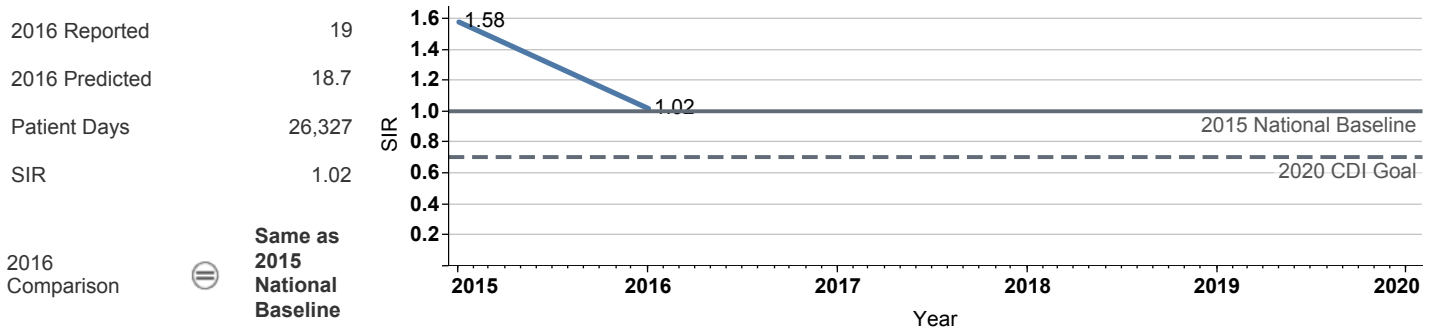
Methicillin-Resistant *Staphylococcus aureus* Bloodstream Infection (MRSA BSI)



Vancomycin-Resistant *Enterococcus* Bloodstream Infection (VRE BSI)



Clostridium difficile Infection (CDI)



Surgical Site Infection (SSI)

Procedure Type	Reported SSI	Predicted SSI	Number of Procedures	SIR	Compared with 2015 National Baseline
Appendix surgery	0	0.2	77	0.00	⊖ Same
Bile duct, liver or pancreatic surgery	0	0.1	20	Not enough procedures to calculate SIR	
Cardiac surgery	0	0.1	14	Not enough procedures to calculate SIR	
Cesarean section	0	0.1	112	Not enough procedures to calculate SIR	
Colon surgery	0	0.6	25	0.00	⊖ Same
Coronary bypass, chest and donor in..	0	0.3	45	0.00	⊖ Same
Coronary bypass, chest incision only	0	0.0	3	Not enough procedures to calculate SIR	
Exploratory abdominal surgery (lapar..	0	0.5	132	0.00	⊖ Same
Gallbladder surgery	1	0.3	175	2.90	⊖ Same
Gastric surgery	1	0.7	248	1.34	⊖ Same
Hip prosthesis	1	0.9	158	1.17	⊖ Same
Hysterectomy, abdominal	0	0.3	40	0.00	⊖ Same
Hysterectomy, vaginal	0	0.0	9	Not enough procedures to calculate SIR	
Knee prosthesis	1	1.1	334	0.87	⊖ Same
Laminectomy	0	0.6	177	0.00	⊖ Same
Open reduction of fracture	0	0.5	75	0.00	⊖ Same
Ovarian surgery	0	0.0	50	Not enough procedures to calculate SIR	
Pacemaker surgery	0	0.2	118	0.00	⊖ Same
Small bowel surgery	0	0.7	33	0.00	⊖ Same
Spinal fusion	1	0.4	158	2.27	⊖ Same
Spleen surgery	0	0.0	1	Not enough procedures to calculate SIR	
Thoracic surgery	0	0.1	38	Not enough procedures to calculate SIR	

Data tables available from the California Health and Human Services Open Data Portal: <https://chhs.data.ca.gov/>

Information on interpreting this report: <https://www.cdph.ca.gov/Programs/CHCQ/HAI/Pages/AnnualHAIRports.aspx>