

Healthcare-Associated Infections Report, 2016



Sharp Chula Vista Medical Center (Chula Vista)

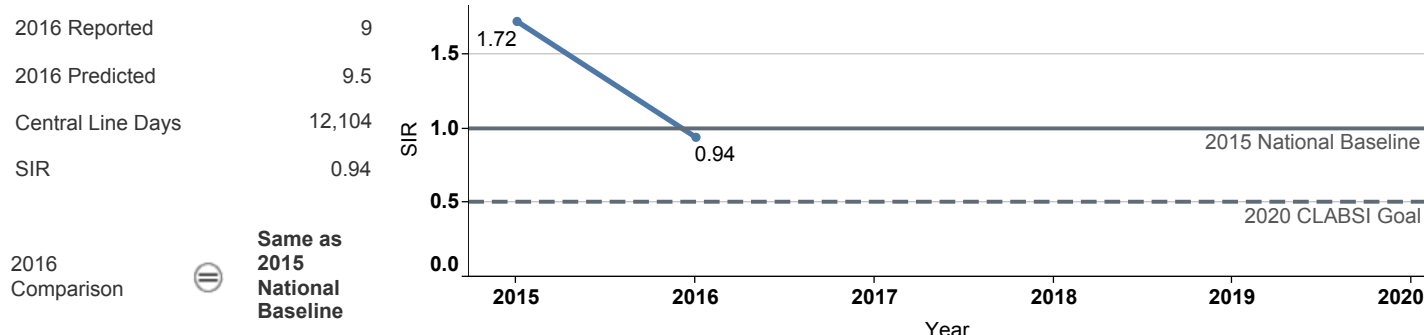
Hospital Characteristics

County: **San Diego**
 Medical School Affiliation: **No**
 Hospital Type: **Community, 125 – 250 beds**

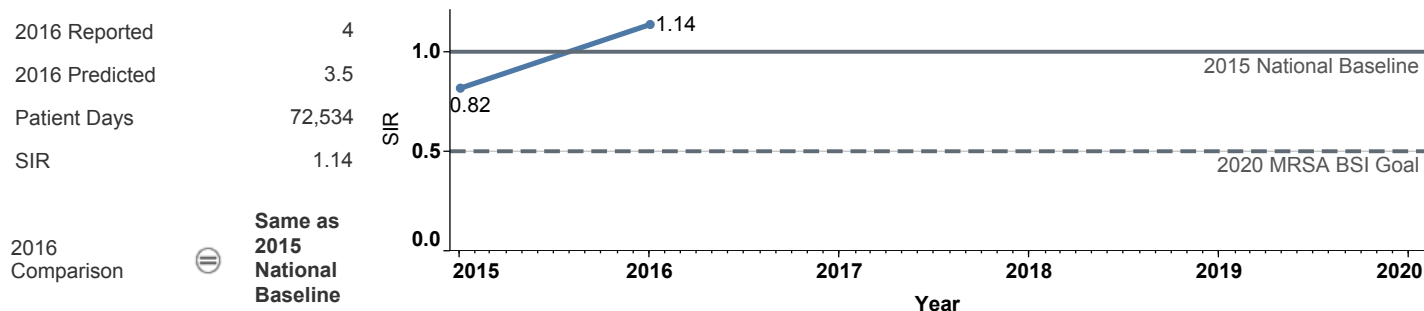
Select by Facility Name
 Sharp Chula Vista Medical Ce..

The **blue lines** show this hospital's healthcare-associated infection (HAI) incidence for 2015 and 2016, reported as standardized infection ratios (SIR) when possible. Each result is interpreted as the **Same**, **Better**, or **Worse** than the national or state comparison.

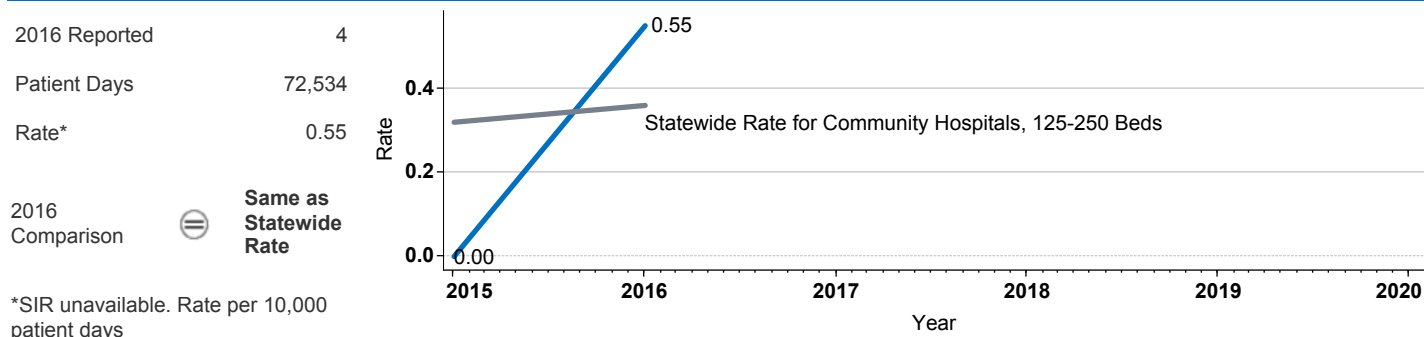
Central Line Associated Bloodstream Infection (CLABSI)



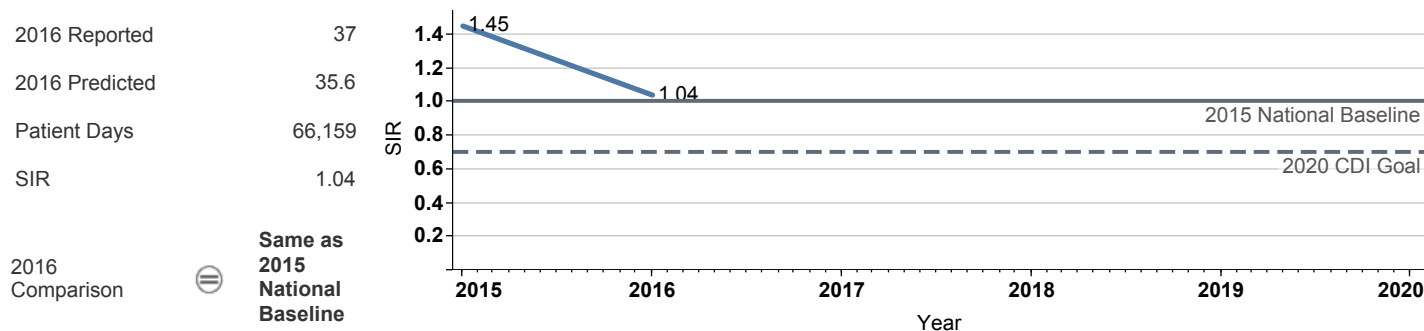
Methicillin-Resistant *Staphylococcus aureus* Bloodstream Infection (MRSA BSI)



Vancomycin-Resistant *Enterococcus* Bloodstream Infection (VRE BSI)



Clostridium difficile Infection (CDI)



Surgical Site Infection (SSI)

Procedure Type	Reported SSI	Predicted SSI	Number of Procedures	SIR	Compared with 2015 National Baseline
Abdominal aortic aneurysm repair	0	0.0	6	Not enough procedures to calculate SIR	
Appendix surgery	1	0.5	175	2.01	⊖ Same
Bile duct, liver or pancreatic surgery	1	0.2	7	4.48	⊖ Same
Cardiac surgery	0	0.1	34	Not enough procedures to calculate SIR	
Cesarean section	0	0.8	987	0.00	⊖ Same
Colon surgery	6	3.2	148	1.90	⊖ Same
Coronary bypass, chest and donor in..	0	0.4	90	0.00	⊖ Same
Coronary bypass, chest incision only	0	0.0	2	Not enough procedures to calculate SIR	
Exploratory abdominal surgery (lapar..	0	0.8	126	0.00	⊖ Same
Gallbladder surgery	0	0.7	318	0.00	⊖ Same
Gastric surgery	0	0.3	13	0.00	⊖ Same
Hip prosthesis	0	0.3	49	0.00	⊖ Same
Hysterectomy, abdominal	0	1.1	198	0.00	⊖ Same
Hysterectomy, vaginal	1	0.1	31	Not enough procedures to calculate SIR	
Knee prosthesis	0	0.1	18	Not enough procedures to calculate SIR	
Laminectomy	0	0.2	57	Not enough procedures to calculate SIR	
Open reduction of fracture	0	0.6	112	0.00	⊖ Same
Ovarian surgery	0	0.1	125	Not enough procedures to calculate SIR	
Rectal surgery	0	0.1	10	Not enough procedures to calculate SIR	
Small bowel surgery	2	0.3	16	6.83	⊖ Same
Spinal fusion	0	0.3	51	0.00	⊖ Same
Spleen surgery	0	0.0	2	Not enough procedures to calculate SIR	
Thoracic surgery	0	0.1	27	Not enough procedures to calculate SIR	

Data tables available from the California Health and Human Services Open Data Portal: <https://chhs.data.ca.gov/>

Information on interpreting this report: <https://www.cdph.ca.gov/Programs/CHCQ/HAI/Pages/AnnualHAIReports.aspx>