

# Healthcare-Associated Infections Report, 2016



## Scripps Mercy Hospital Chula Vista (Chula Vista)

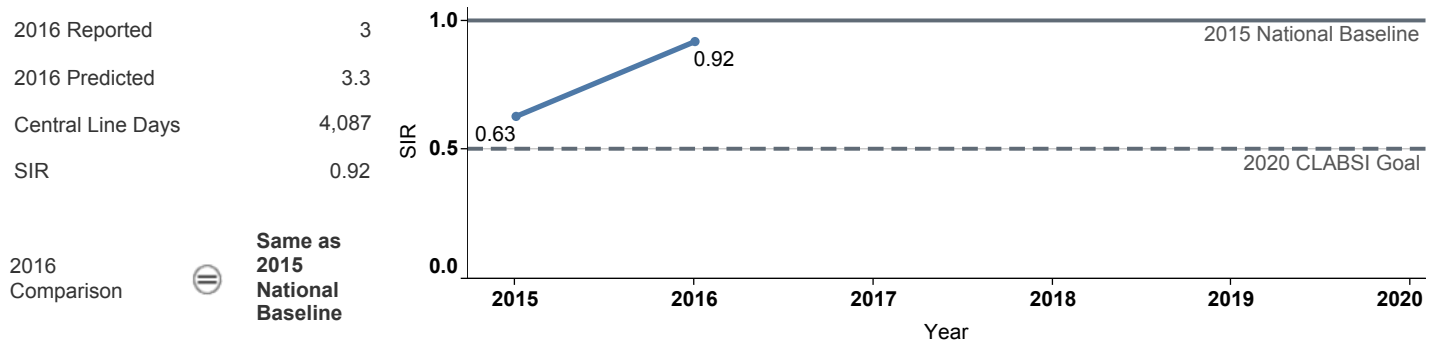
### Hospital Characteristics

County: **San Diego**    Medical School Affiliation: **Graduate**    Hospital Type: **Community, 125 – 250 beds**

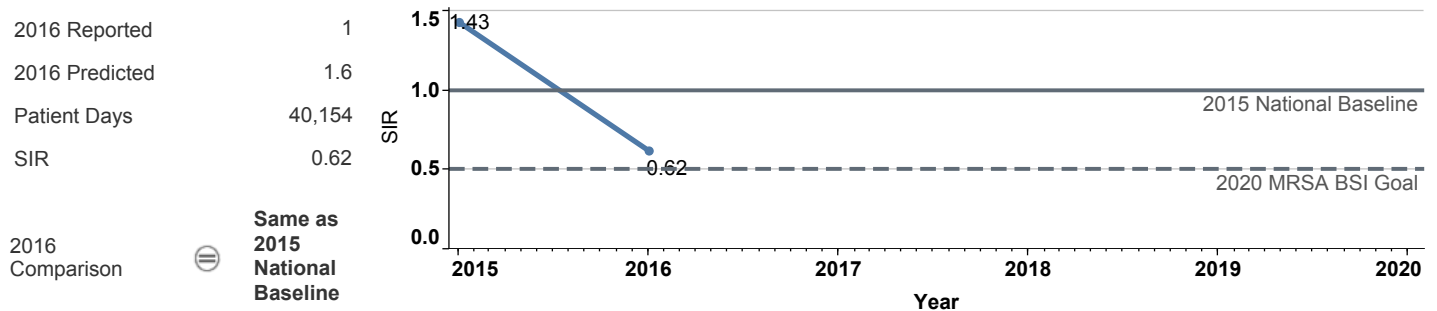
Select by Facility Name  
Scripps Mercy Hospital Chula ..

The **blue lines** show this hospital's healthcare-associated infection (HAI) incidence for 2015 and 2016, reported as standardized infection ratios (SIR) when possible. Each result is interpreted as the **⊖ Same**, **★ Better**, or **✘ Worse** than the national or state comparison.

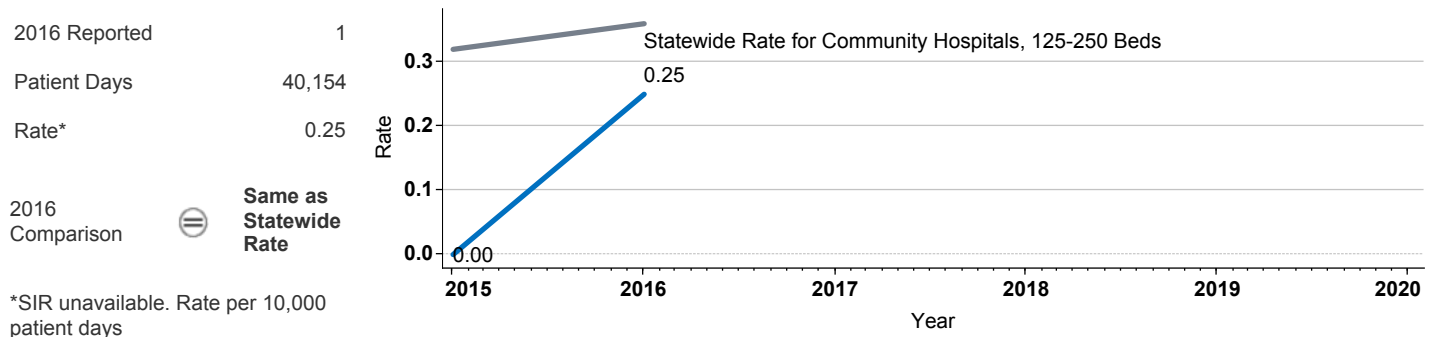
### Central Line Associated Bloodstream Infection (CLABSI)



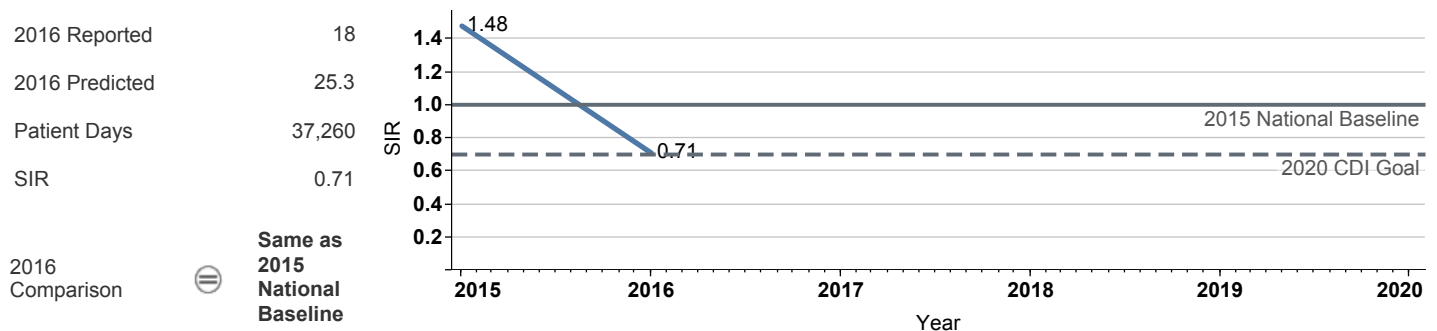
### Methicillin-Resistant *Staphylococcus aureus* Bloodstream Infection (MRSA BSI)



### Vancomycin-Resistant *Enterococcus* Bloodstream Infection (VRE BSI)



### Clostridium difficile Infection (CDI)



## Surgical Site Infection (SSI)

Procedure Type	Reported SSI	Predicted SSI	Number of Procedures	SIR	Compared with 2015 National Baseline
Appendix surgery	1	0.3	106	3.17	⊖ Same
Bile duct, liver or pancreatic surgery	0	0.1	6	Not enough procedures to calculate SIR	
Cardiac surgery	0	0.1	20	Not enough procedures to calculate SIR	
Cesarean section	0	0.4	476	0.00	⊖ Same
Colon surgery	0	1.6	70	0.00	⊖ Same
Exploratory abdominal surgery (lapar..	0	0.7	104	0.00	⊖ Same
Gallbladder surgery	4	0.7	287	6.08	* Worse
Gastric surgery	0	0.3	15	0.00	⊖ Same
Hip prosthesis	1	0.4	79	2.43	⊖ Same
Hysterectomy, abdominal	0	0.2	32	Not enough procedures to calculate SIR	
Hysterectomy, vaginal	0	0.1	32	Not enough procedures to calculate SIR	
Kidney surgery	0	0.0	1	Not enough procedures to calculate SIR	
Knee prosthesis	0	0.3	117	0.00	⊖ Same
Laminectomy	0	0.2	45	Not enough procedures to calculate SIR	
Open reduction of fracture	0	0.3	76	0.00	⊖ Same
Ovarian surgery	1	0.0	53	Not enough procedures to calculate SIR	
Pacemaker surgery	0	0.1	54	Not enough procedures to calculate SIR	
Rectal surgery	0	0.2	10	Not enough procedures to calculate SIR	
Small bowel surgery	0	0.8	43	0.00	⊖ Same
Spinal fusion	0	0.3	70	0.00	⊖ Same
Spleen surgery	0	0.0	1	Not enough procedures to calculate SIR	
Thoracic surgery	0	0.1	69	Not enough procedures to calculate SIR	

Data tables available from the California Health and Human Services Open Data Portal: <https://chhs.data.ca.gov/>

Information on interpreting this report: <https://www.cdph.ca.gov/Programs/CHCQ/HAI/Pages/AnnualHAIRports.aspx>