

Healthcare-Associated Infections Report, 2016



Scripps Memorial Hospital, Encinitas (Encinitas)

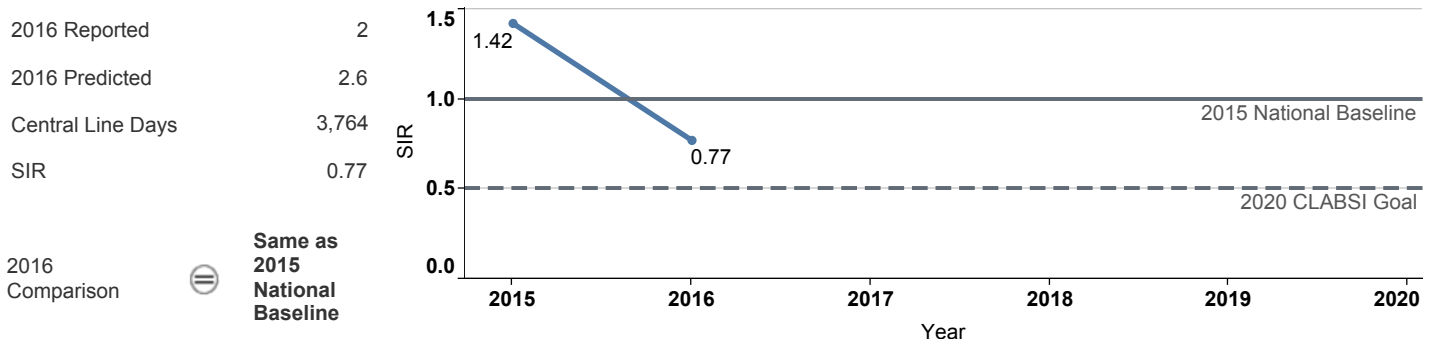
Hospital Characteristics

County: **San Diego** Medical School Affiliation: **No** Hospital Type: **Community, 125 – 250 beds**

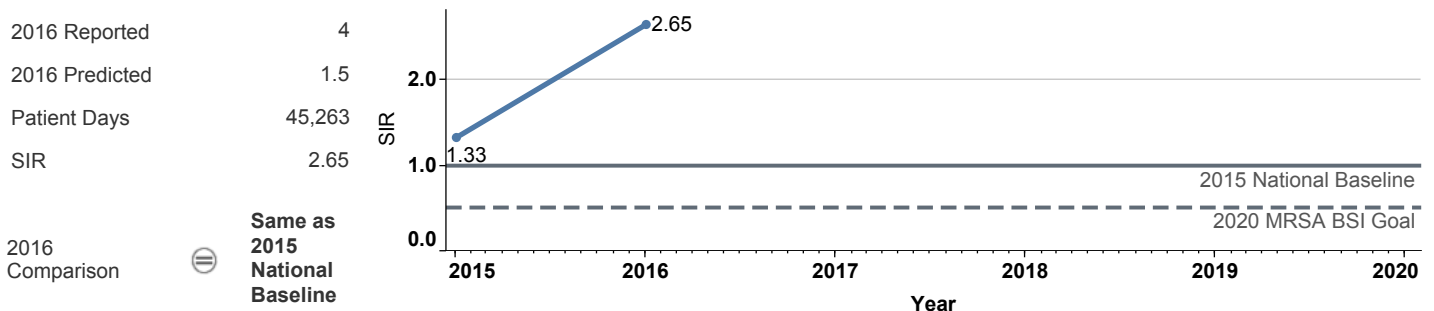
Select by Facility Name
Scripps Memorial Hospital, En..

The **blue lines** show this hospital's healthcare-associated infection (HAI) incidence for 2015 and 2016, reported as standardized infection ratios (SIR) when possible. Each result is interpreted as the **⊖ Same**, **★ Better**, or **✘ Worse** than the national or state comparison.

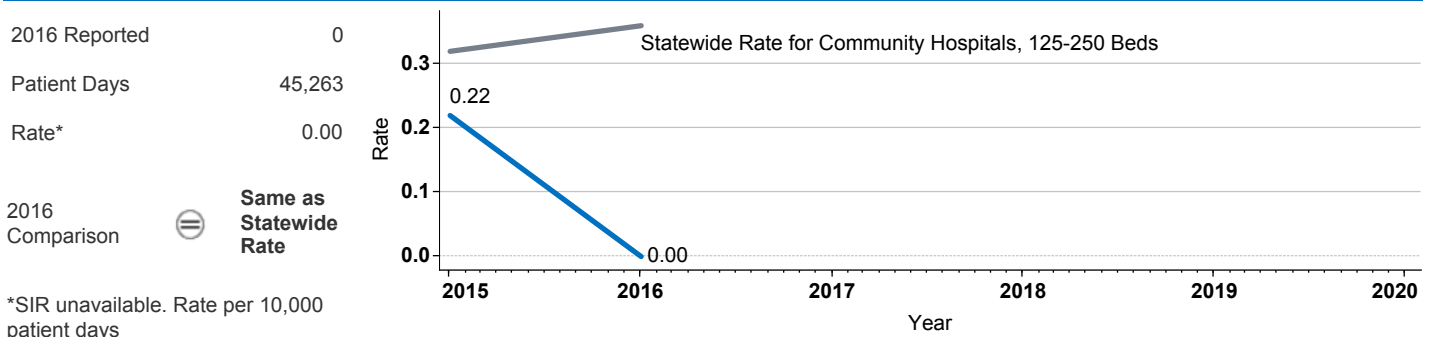
Central Line Associated Bloodstream Infection (CLABSI)



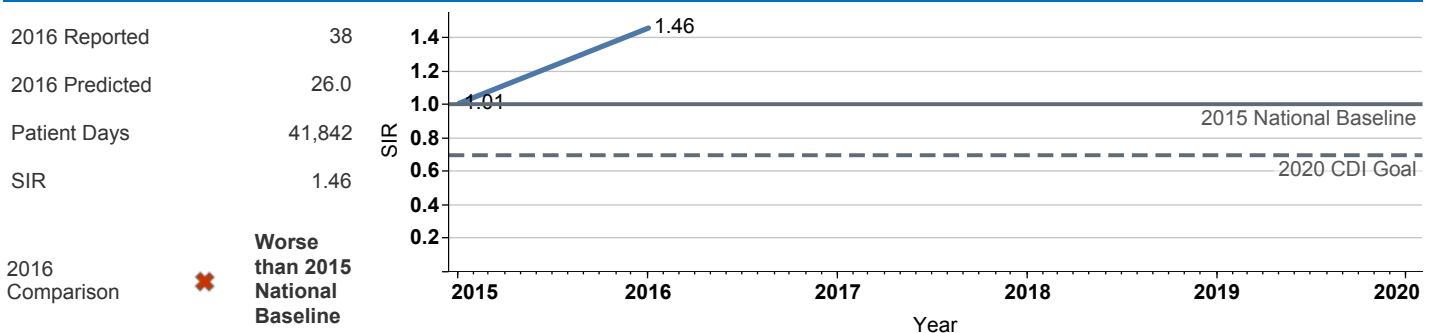
Methicillin-Resistant *Staphylococcus aureus* Bloodstream Infection (MRSA BSI)



Vancomycin-Resistant *Enterococcus* Bloodstream Infection (VRE BSI)



Clostridium difficile Infection (CDI)



Surgical Site Infection (SSI)

Procedure Type	Reported SSI	Predicted SSI	Number of Procedures	SIR	Compared with 2015 National Baseline
Appendix surgery	1	0.6	218	1.61	⊖ Same
Bile duct, liver or pancreatic surgery	1	0.2	17	4.59	⊖ Same
Cesarean section	1	0.5	534	2.06	⊖ Same
Colon surgery	7	2.9	137	2.43	✖ Worse
Exploratory abdominal surgery (lapar..	1	1.0	222	0.96	⊖ Same
Gallbladder surgery	1	0.7	210	1.36	⊖ Same
Gastric surgery	0	0.2	16	0.00	⊖ Same
Hip prosthesis	0	0.7	188	0.00	⊖ Same
Hysterectomy, abdominal	0	0.5	108	0.00	⊖ Same
Hysterectomy, vaginal	0	0.2	46	Not enough procedures to calculate SIR	
Kidney surgery	0	0.0	6	Not enough procedures to calculate SIR	
Knee prosthesis	1	0.6	245	1.64	⊖ Same
Laminectomy	1	0.5	187	1.89	⊖ Same
Open reduction of fracture	0	0.8	167	0.00	⊖ Same
Ovarian surgery	0	0.1	113	Not enough procedures to calculate SIR	
Pacemaker surgery	0	0.2	128	Not enough procedures to calculate SIR	
Rectal surgery	0	0.3	16	0.00	⊖ Same
Small bowel surgery	2	1.4	79	1.38	⊖ Same
Spinal fusion	5	1.5	198	3.25	✖ Worse
Spleen surgery	0	0.0	1	Not enough procedures to calculate SIR	
Thoracic surgery	0	0.1	28	Not enough procedures to calculate SIR	

Data tables available from the California Health and Human Services Open Data Portal: <https://chhs.data.ca.gov/>

Information on interpreting this report: <https://www.cdph.ca.gov/Programs/CHCQ/HAI/Pages/AnnualHAIReports.aspx>