

Healthcare-Associated Infections Report, 2016



Scripps Green Hospital (La Jolla)

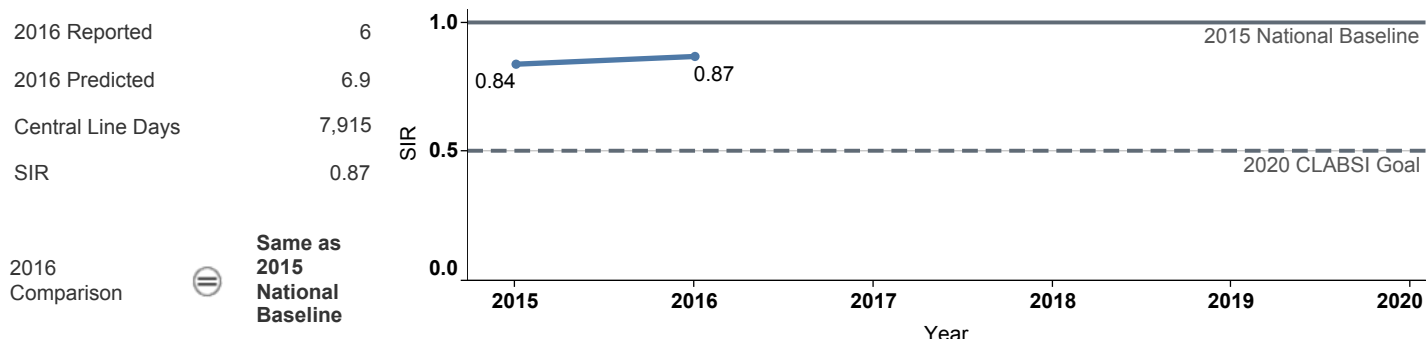
Hospital Characteristics

County: **San Diego** Medical School Affiliation: **Graduate** Hospital Type: **Community, 125 – 250 beds**

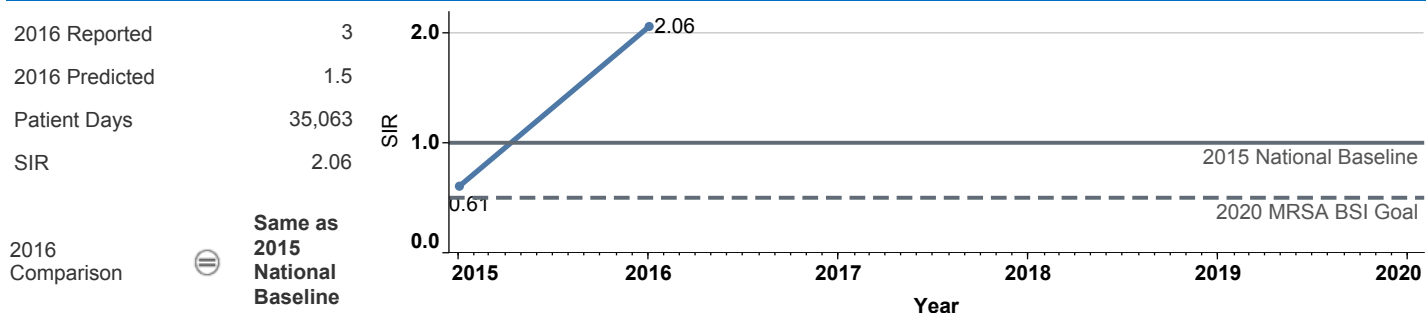
Select by Facility Name
Scripps Green Hospital

The **blue lines** show this hospital's healthcare-associated infection (HAI) incidence for 2015 and 2016, reported as standardized infection ratios (SIR) when possible. Each result is interpreted as the **⊖ Same**, **★ Better**, or **✘ Worse** than the national or state comparison.

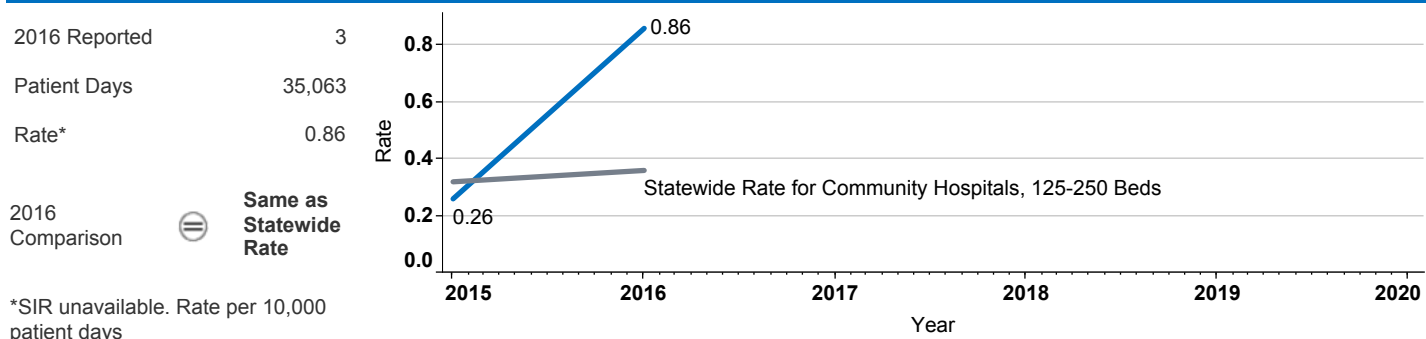
Central Line Associated Bloodstream Infection (CLABSI)



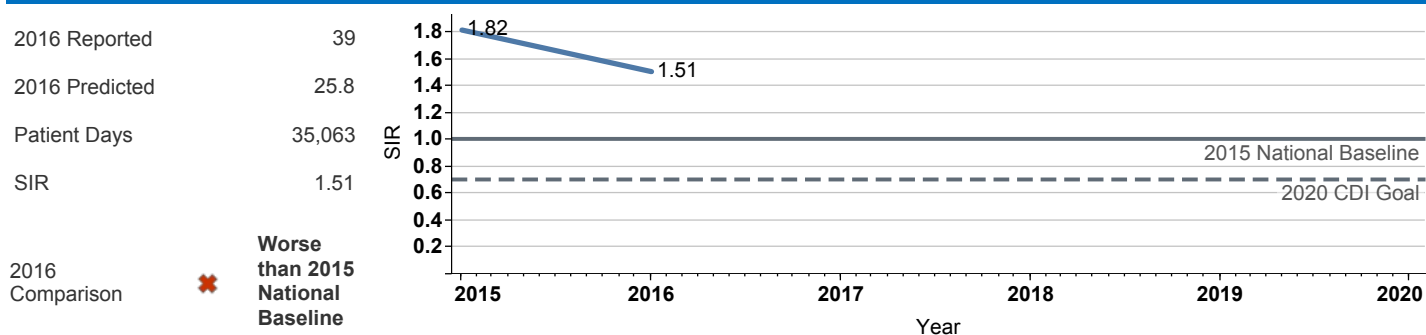
Methicillin-Resistant *Staphylococcus aureus* Bloodstream Infection (MRSA BSI)



Vancomycin-Resistant *Enterococcus* Bloodstream Infection (VRE BSI)



Clostridium difficile Infection (CDI)



Surgical Site Infection (SSI)

Procedure Type	Reported SSI	Predicted SSI	Number of Procedures	SIR	Compared with 2015 National Baseline
Appendix surgery	1	0.3	133	2.93	⊖ Same
Bile duct, liver or pancreatic surgery	2	1.7	74	1.20	⊖ Same
Cardiac surgery	0	0.1	53	Not enough procedures to calculate SIR	
Colon surgery	6	4.1	193	1.47	⊖ Same
Coronary bypass, chest and donor in..	1	0.1	30	Not enough procedures to calculate SIR	
Coronary bypass, chest incision only	0	0.0	6	Not enough procedures to calculate SIR	
Exploratory abdominal surgery (lapar..	3	0.9	178	3.41	⊖ Same
Gallbladder surgery	1	0.7	186	1.41	⊖ Same
Gastric surgery	1	1.5	243	0.68	⊖ Same
Hip prosthesis	5	2.5	584	1.97	⊖ Same
Hysterectomy, abdominal	0	0.1	23	Not enough procedures to calculate SIR	
Hysterectomy, vaginal	0	0.0	11	Not enough procedures to calculate SIR	
Kidney surgery	0	0.3	82	0.00	⊖ Same
Kidney transplant	2	0.3	57	6.35	⊖ Same
Knee prosthesis	0	2.4	903	0.00	⊖ Same
Laminectomy	0	1.8	645	0.00	⊖ Same
Liver transplant	0	1.6	33	0.00	⊖ Same
Open reduction of fracture	0	0.6	114	0.00	⊖ Same
Ovarian surgery	0	0.0	19	Not enough procedures to calculate SIR	
Pacemaker surgery	0	0.2	132	Not enough procedures to calculate SIR	
Rectal surgery	0	0.8	43	0.00	⊖ Same
Small bowel surgery	3	1.9	98	1.54	⊖ Same
Spinal fusion	2	3.2	653	0.62	⊖ Same
Spleen surgery	1	0.1	9	Not enough procedures to calculate SIR	
Thoracic surgery	0	0.3	107	0.00	⊖ Same

Data tables available from the California Health and Human Services Open Data Portal: <https://chhs.data.ca.gov/>

Information on interpreting this report: <https://www.cdph.ca.gov/Programs/CHCQ/HAI/Pages/AnnualHAIReports.aspx>