

# Healthcare-Associated Infections Report, 2016



## Rady Children's Hospital, San Diego (San Diego)

### Hospital Characteristics

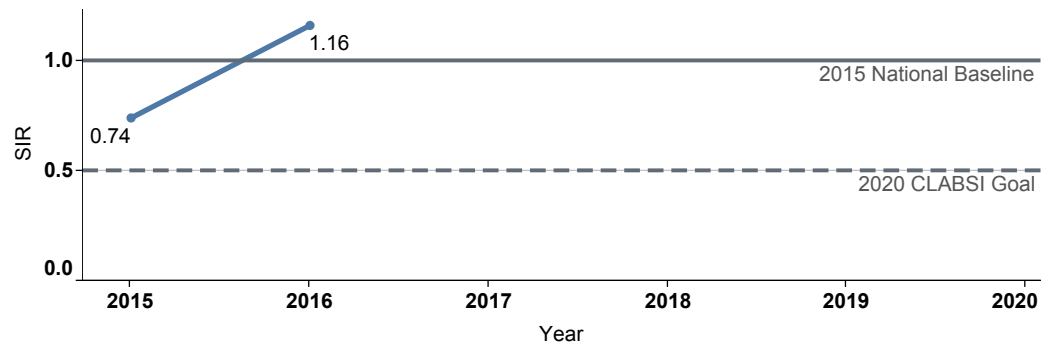
County: **San Diego**  
 Medical School Affiliation: **Major**  
 Hospital Type: **Pediatric**

Select by Facility Name  
 Rady Children's Hospital, San ..

The **blue lines** show this hospital's healthcare-associated infection (HAI) incidence for 2015 and 2016, reported as standardized infection ratios (SIR) when possible. Each result is interpreted as the **⊖ Same**, **★ Better**, or **✖ Worse** than the national or state comparison.

### Central Line Associated Bloodstream Infection (CLABSI)

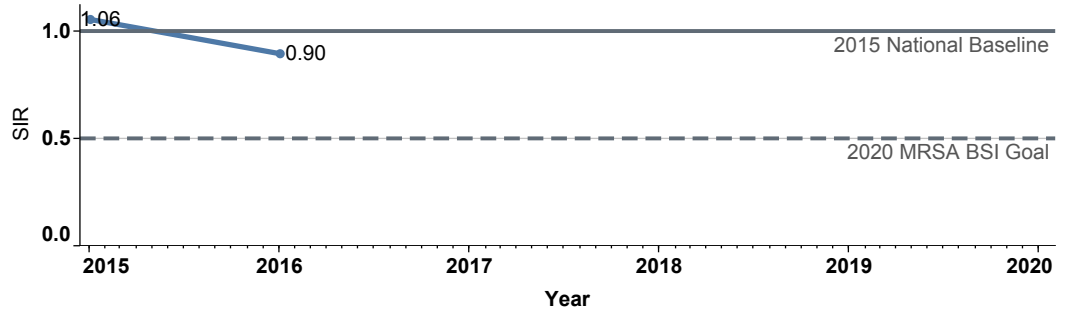
2016 Reported: 51  
 2016 Predicted: 43.9  
 Central Line Days: 32,185  
 SIR: 1.16



2016 Comparison: **⊖ Same as 2015 National Baseline**

### Methicillin-Resistant *Staphylococcus aureus* Bloodstream Infection (MRSA BSI)

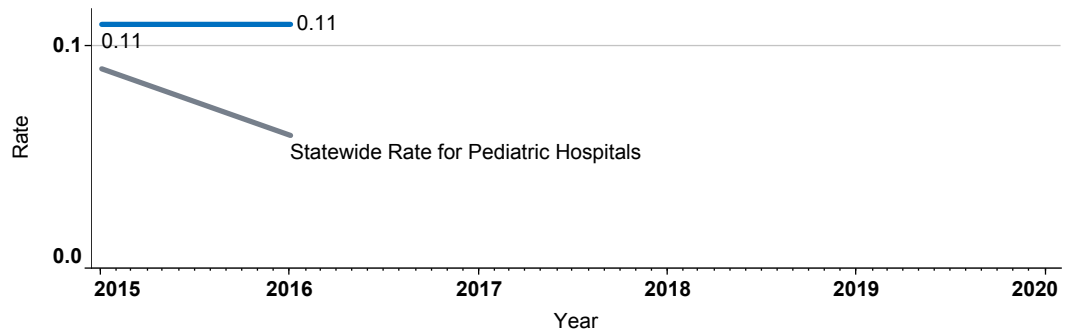
2016 Reported: 3  
 2016 Predicted: 3.3  
 Patient Days: 93,122  
 SIR: 0.90



2016 Comparison: **⊖ Same as 2015 National Baseline**

### Vancomycin-Resistant *Enterococcus* Bloodstream Infection (VRE BSI)

2016 Reported: 1  
 Patient Days: 93,122  
 Rate\*: 0.11

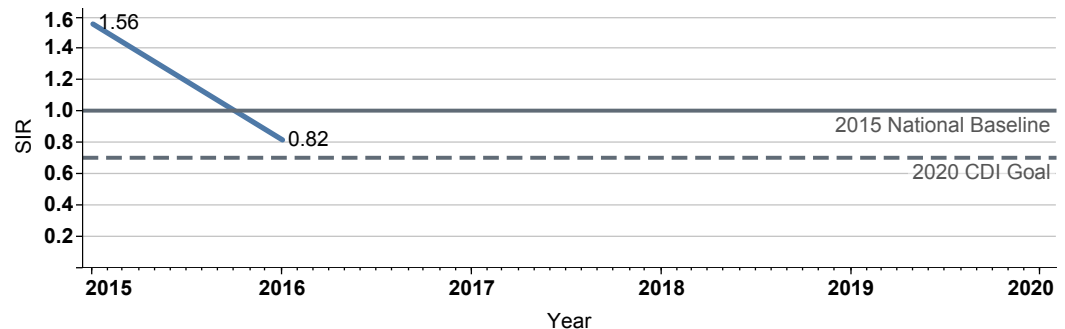


2016 Comparison: **⊖ Same as Statewide Rate**

\*SIR unavailable. Rate per 10,000 patient days

### Clostridium difficile Infection (CDI)

2016 Reported: 17  
 2016 Predicted: 20.8  
 Patient Days: 68,483  
 SIR: 0.82



2016 Comparison: **⊖ Same as 2015 National Baseline**

## Surgical Site Infection (SSI)

Procedure Type	Reported SSI	Predicted SSI	Number of Procedures	SIR	Compared with 2015 National Baseline
Appendix surgery	0	0.0	9	<b>Not enough procedures to calculate SIR</b>	
Bile duct, liver or pancreatic surgery	0	0.0	3	<b>Not enough procedures to calculate SIR</b>	
Cardiac surgery	0	0.0	7	<b>Not enough procedures to calculate SIR</b>	
Colon surgery	0	0.1	2	<b>Not enough procedures to calculate SIR</b>	
Coronary bypass, chest and donor in..	0	0.0	1	<b>Not enough procedures to calculate SIR</b>	
Exploratory abdominal surgery (lapar..	0	0.1	16	<b>Not enough procedures to calculate SIR</b>	
Gallbladder surgery	0	0.0	10	<b>Not enough procedures to calculate SIR</b>	
Gastric surgery	0	0.0	2	<b>Not enough procedures to calculate SIR</b>	
Kidney surgery	0	0.0	3	<b>Not enough procedures to calculate SIR</b>	
Kidney transplant	0	0.0	5	<b>Not enough procedures to calculate SIR</b>	
Knee prosthesis	0	0.0	1	<b>Not enough procedures to calculate SIR</b>	
Laminectomy	0	0.0	1	<b>Not enough procedures to calculate SIR</b>	
Open reduction of fracture	0	0.1	12	<b>Not enough procedures to calculate SIR</b>	
Pacemaker surgery	0	0.0	5	<b>Not enough procedures to calculate SIR</b>	
Small bowel surgery	0	0.0	1	<b>Not enough procedures to calculate SIR</b>	
Spinal fusion	0	0.1	8	<b>Not enough procedures to calculate SIR</b>	
Thoracic surgery	1	0.0	5	<b>Not enough procedures to calculate SIR</b>	

Data tables available from the California Health and Human Services Open Data Portal: <https://chhs.data.ca.gov/>

Information on interpreting this report: <https://www.cdph.ca.gov/Programs/CHCQ/HAI/Pages/AnnualHAIRports.aspx>