

Healthcare-Associated Infections Report, 2016



Paradise Valley Hospital (National City)

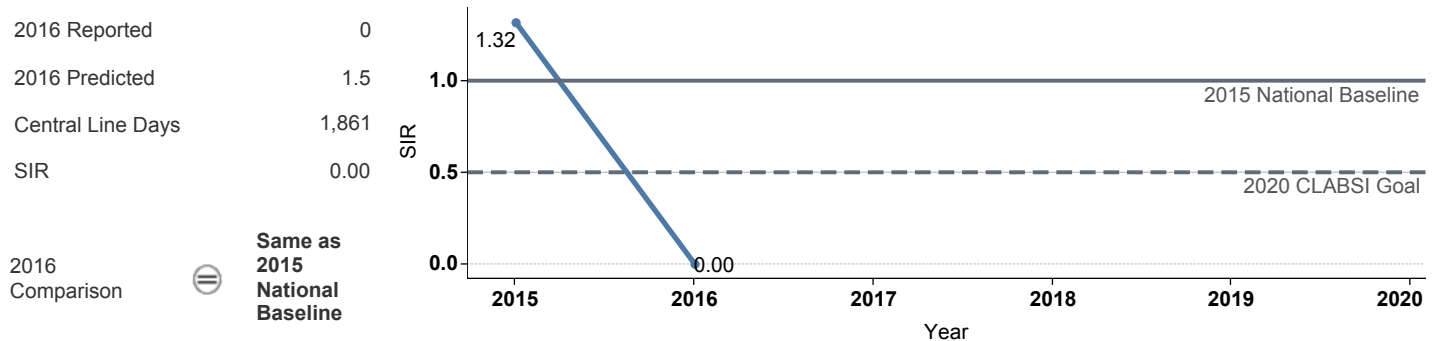
Hospital Characteristics

County: **San Diego**
 Medical School Affiliation: **No**
 Hospital Type: **Community, > 250 beds**

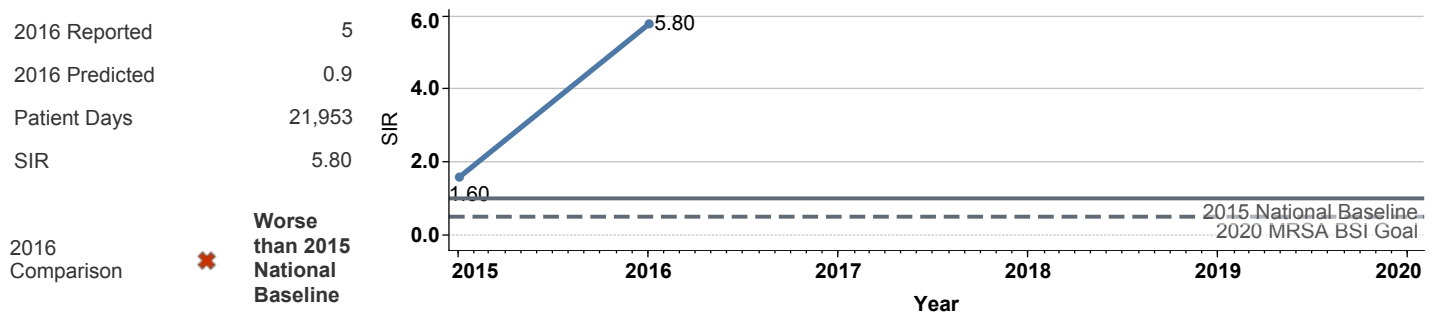
Select by Facility Name
 Paradise Valley Hospital

The **blue lines** show this hospital's healthcare-associated infection (HAI) incidence for 2015 and 2016, reported as standardized infection ratios (SIR) when possible. Each result is interpreted as the **⊖ Same**, **★ Better**, or **✘ Worse** than the national or state comparison.

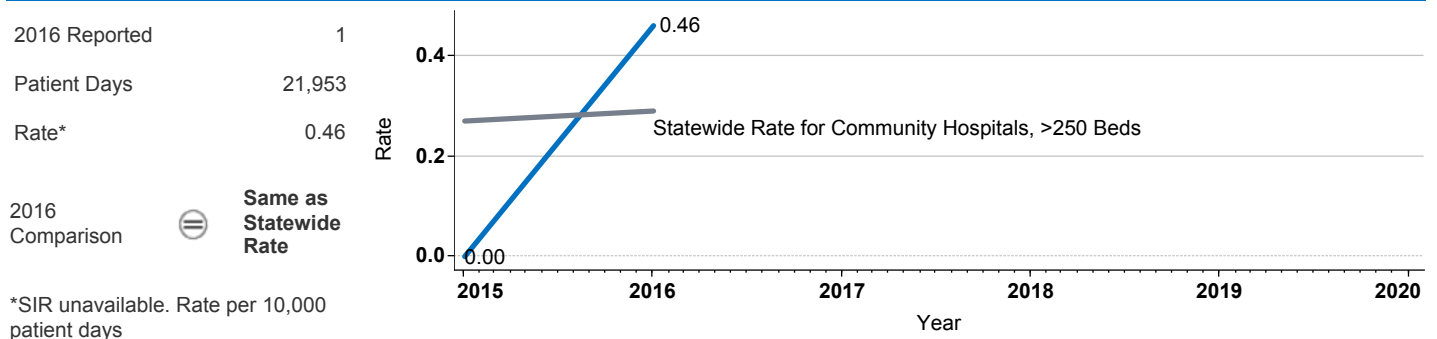
Central Line Associated Bloodstream Infection (CLABSI)



Methicillin-Resistant *Staphylococcus aureus* Bloodstream Infection (MRSA BSI)

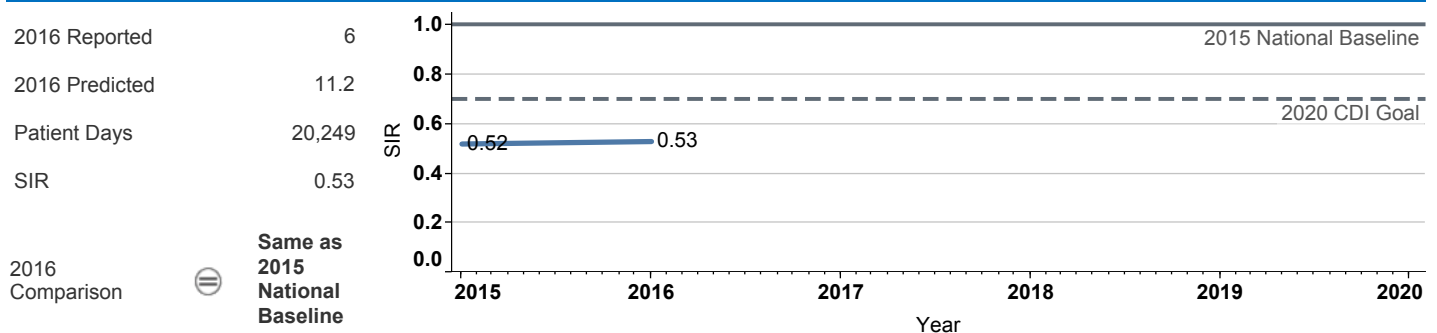


Vancomycin-Resistant *Enterococcus* Bloodstream Infection (VRE BSI)



*SIR unavailable. Rate per 10,000 patient days

Clostridium difficile Infection (CDI)



Surgical Site Infection (SSI)

Procedure Type	Reported SSI	Predicted SSI	Number of Procedures	SIR	Compared with 2015 National Baseline
Appendix surgery	0	0.1	34	Not enough procedures to calculate SIR	
Bile duct, liver or pancreatic surgery	0	0.0	2	Not enough procedures to calculate SIR	
Cardiac surgery	0	0.0	2	Not enough procedures to calculate SIR	
Cesarean section	0	0.3	312	0.00	⊖ Same
Colon surgery	0	0.1	5	Not enough procedures to calculate SIR	
Exploratory abdominal surgery (lapar..	0	0.1	12	Not enough procedures to calculate SIR	
Gallbladder surgery	0	0.2	52	0.00	⊖ Same
Gastric surgery	0	0.0	1	Not enough procedures to calculate SIR	
Hip prosthesis	0	0.1	16	Not enough procedures to calculate SIR	
Hysterectomy, abdominal	0	0.0	2	Not enough procedures to calculate SIR	
Knee prosthesis	0	0.2	47	Not enough procedures to calculate SIR	
Laminectomy	0	0.2	76	Not enough procedures to calculate SIR	
Open reduction of fracture	0	0.2	27	Not enough procedures to calculate SIR	
Ovarian surgery	0	0.0	6	Not enough procedures to calculate SIR	
Pacemaker surgery	0	0.1	34	Not enough procedures to calculate SIR	
Small bowel surgery	0	0.0	2	Not enough procedures to calculate SIR	
Spinal fusion	0	0.1	29	Not enough procedures to calculate SIR	
Spleen surgery	0	0.0	1	Not enough procedures to calculate SIR	
Thoracic surgery	0	0.0	11	Not enough procedures to calculate SIR	

Data tables available from the California Health and Human Services Open Data Portal: <https://chhs.data.ca.gov/>

Information on interpreting this report: <https://www.cdph.ca.gov/Programs/CHCQ/HAH/Pages/AnnualHAIRReports.aspx>