

# Healthcare-Associated Infections Report, 2016



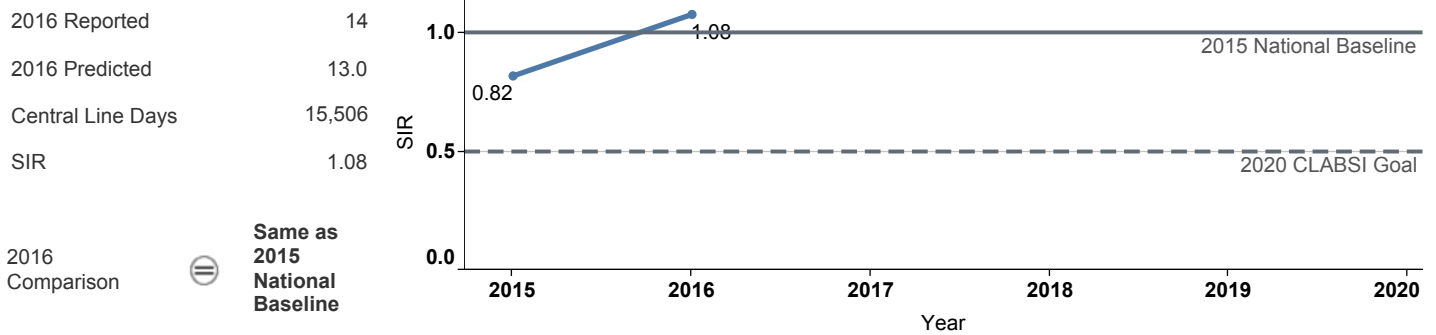
## Palomar Medical Center (Escondido)

### Hospital Characteristics

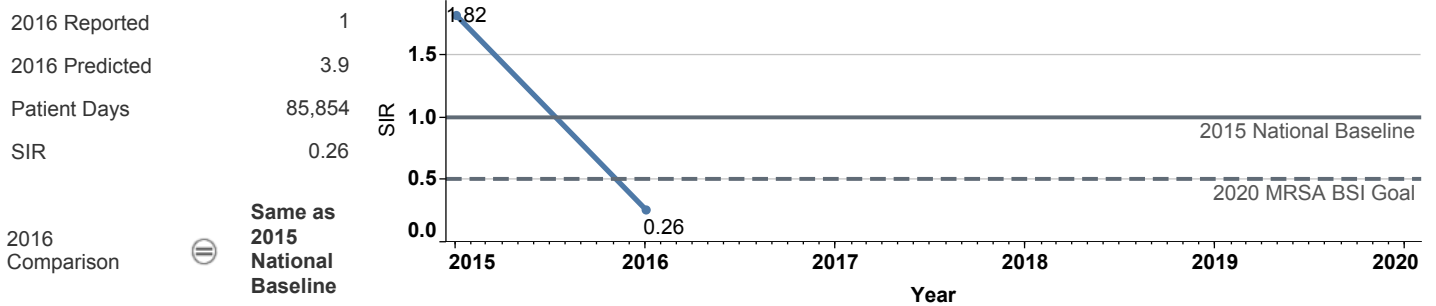
County: **San Diego**    Medical School Affiliation: **No**    Hospital Type: **Community, > 250 beds**    Select by Facility Name: **Palomar Medical Center**

The **blue lines** show this hospital's healthcare-associated infection (HAI) incidence for 2015 and 2016, reported as standardized infection ratios (SIR) when possible. Each result is interpreted as the **⊖ Same**, **★ Better**, or **✘ Worse** than the national or state comparison.

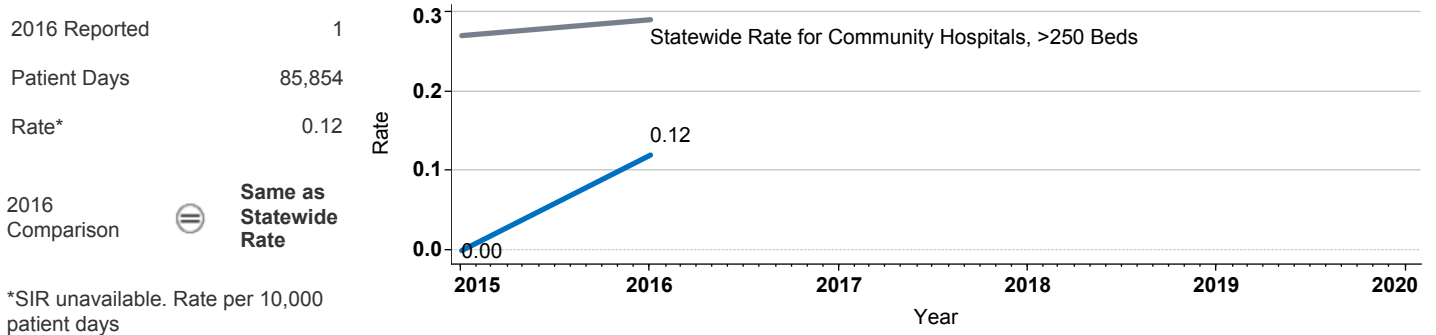
### Central Line Associated Bloodstream Infection (CLABSI)



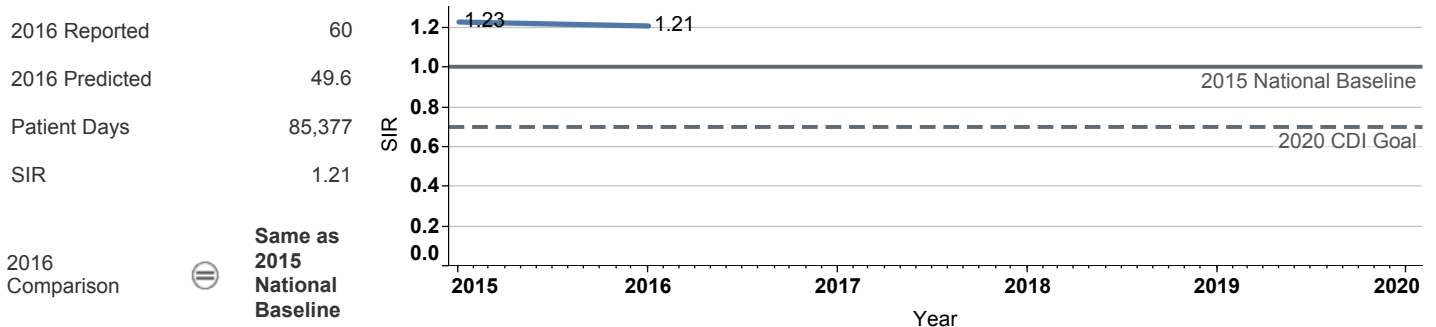
### Methicillin-Resistant *Staphylococcus aureus* Bloodstream Infection (MRSA BSI)



### Vancomycin-Resistant *Enterococcus* Bloodstream Infection (VRE BSI)



### Clostridium difficile Infection (CDI)



## Surgical Site Infection (SSI)

Procedure Type	Reported SSI	Predicted SSI	Number of Procedures	SIR	Compared with 2015 National Baseline
Appendix surgery	0	0.7	240	0.00	⊖ Same
Bile duct, liver or pancreatic surgery	1	0.2	20	4.41	⊖ Same
Cardiac surgery	1	0.3	71	3.24	⊖ Same
Cesarean section	0	0.1	62	<b>Not enough procedures to calculate SIR</b>	
Colon surgery	4	5.2	229	0.77	⊖ Same
Coronary bypass, chest and donor in..	0	0.6	106	0.00	⊖ Same
Coronary bypass, chest incision only	0	0.0	8	<b>Not enough procedures to calculate SIR</b>	
Exploratory abdominal surgery (lapar..	3	1.9	291	1.54	⊖ Same
Gallbladder surgery	0	1.6	360	0.00	⊖ Same
Gastric surgery	2	0.5	22	3.96	⊖ Same
Hip prosthesis	2	2.7	764	0.75	⊖ Same
Hysterectomy, abdominal	0	0.5	75	0.00	⊖ Same
Hysterectomy, vaginal	0	0.1	34	<b>Not enough procedures to calculate SIR</b>	
Kidney surgery	1	0.4	114	2.66	⊖ Same
Knee prosthesis	1	4.1	1,605	0.25	⊖ Same
Laminectomy	2	1.2	370	1.74	⊖ Same
Open reduction of fracture	2	3.3	470	0.61	⊖ Same
Ovarian surgery	0	0.1	107	<b>Not enough procedures to calculate SIR</b>	
Pacemaker surgery	0	0.3	156	0.00	⊖ Same
Rectal surgery	0	0.2	20	<b>Not enough procedures to calculate SIR</b>	
Small bowel surgery	1	2.3	124	0.43	⊖ Same
Spinal fusion	1	3.9	548	0.26	⊖ Same
Spleen surgery	0	0.1	16	<b>Not enough procedures to calculate SIR</b>	
Thoracic surgery	1	0.2	77	<b>Not enough procedures to calculate SIR</b>	

Data tables available from the California Health and Human Services Open Data Portal: <https://chhs.data.ca.gov/>

Information on interpreting this report: <https://www.cdph.ca.gov/Programs/CHCQ/HAH/Pages/AnnualHAIRReports.aspx>