

# Healthcare-Associated Infections Report, 2016



## St. Bernardine Medical Center (San Bernardino)

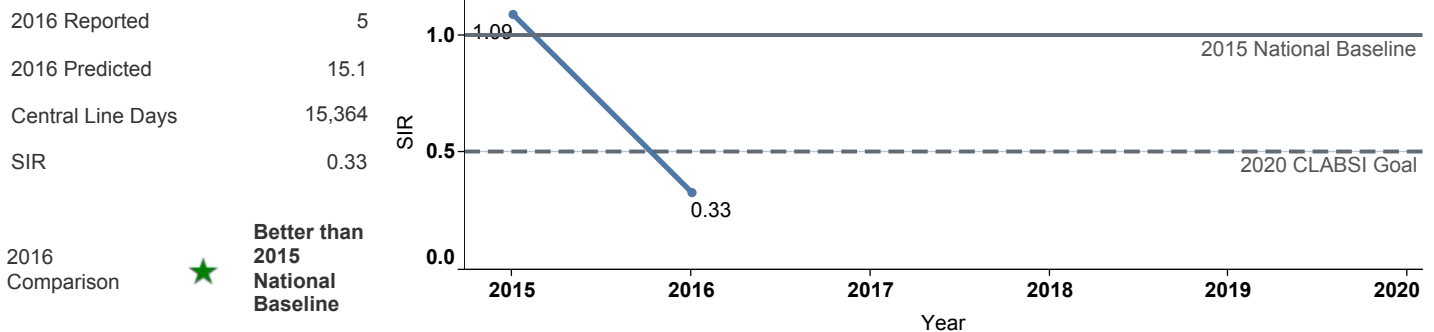
### Hospital Characteristics

County: **San Bernardino** Medical School Affiliation: **Graduate** Hospital Type: **Community, > 250 beds**

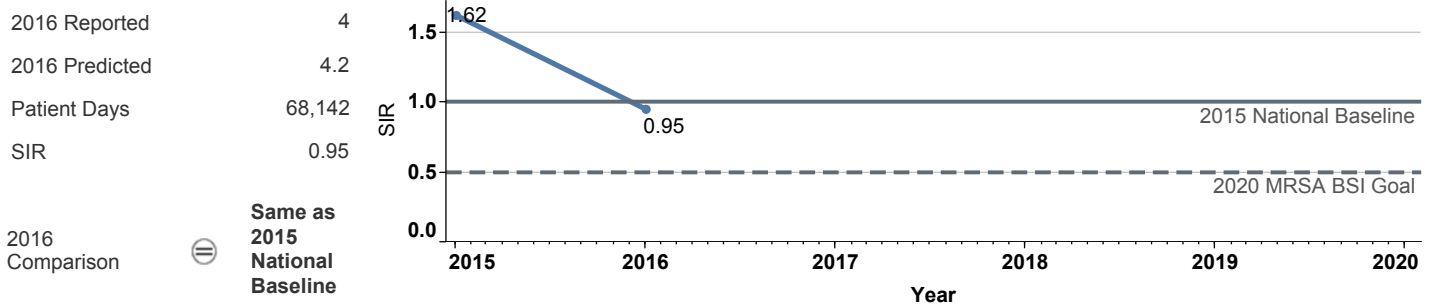
Select by Facility Name: **St. Bernardine Medical Center**

The **blue lines** show this hospital's healthcare-associated infection (HAI) incidence for 2015 and 2016, reported as standardized infection ratios (SIR) when possible. Each result is interpreted as the ☹ Same, ★ Better, or ✖ Worse than the national or state comparison.

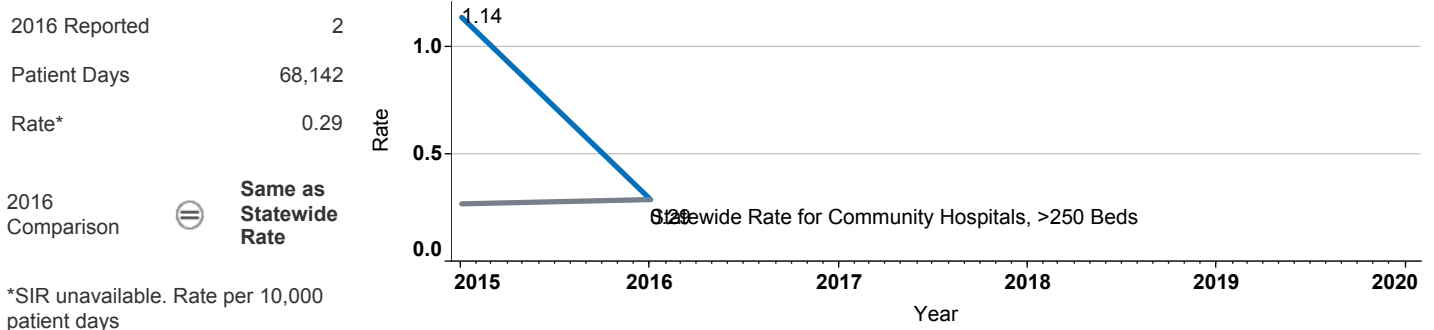
### Central Line Associated Bloodstream Infection (CLABSI)



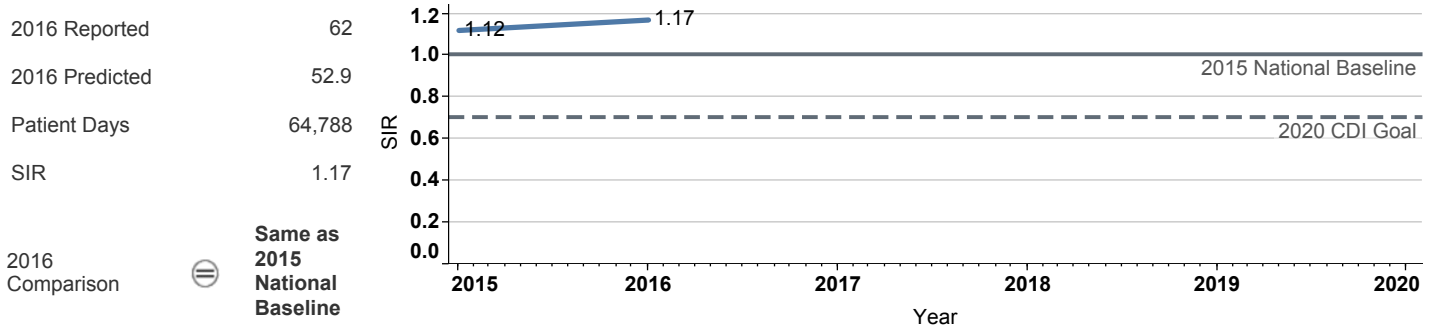
### Methicillin-Resistant *Staphylococcus aureus* Bloodstream Infection (MRSA BSI)



### Vancomycin-Resistant *Enterococcus* Bloodstream Infection (VRE BSI)



### Clostridium difficile Infection (CDI)



## Surgical Site Infection (SSI)

Procedure Type	Reported SSI	Predicted SSI	Number of Procedures	SIR	Compared with 2015 National Baseline
Abdominal aortic aneurysm repair	0	0.0	1	<b>Not enough procedures to calculate SIR</b>	
Appendix surgery	0	0.6	98	0.00	☹ Same
Bile duct, liver or pancreatic surgery	0	0.6	39	0.00	☹ Same
Cardiac surgery	0	0.2	93	0.00	☹ Same
Cesarean section	0	0.4	334	0.00	☹ Same
Colon surgery	0	3.2	102	0.00	★ Better
Coronary bypass, chest and donor in..	1	1.6	225	0.64	☹ Same
Coronary bypass, chest incision only	1	0.2	38	4.90	☹ Same
Exploratory abdominal surgery (lapar..	0	0.9	215	0.00	☹ Same
Gallbladder surgery	0	1.1	249	0.00	☹ Same
Gastric surgery	0	3.4	963	0.00	★ Better
Hip prosthesis	0	1.9	184	0.00	☹ Same
Hysterectomy, abdominal	0	0.6	87	0.00	☹ Same
Hysterectomy, vaginal	0	0.1	16	<b>Not enough procedures to calculate SIR</b>	
Kidney surgery	0	0.2	61	0.00	☹ Same
Knee prosthesis	2	1.0	244	2.01	☹ Same
Laminectomy	0	0.9	223	0.00	☹ Same
Open reduction of fracture	0	0.9	129	0.00	☹ Same
Ovarian surgery	0	0.1	114	<b>Not enough procedures to calculate SIR</b>	
Pacemaker surgery	0	0.3	139	0.00	☹ Same
Rectal surgery	0	0.5	20	0.00	☹ Same
Small bowel surgery	0	1.5	75	0.00	☹ Same
Spinal fusion	0	1.7	247	0.00	☹ Same
Spleen surgery	0	0.0	4	<b>Not enough procedures to calculate SIR</b>	
Thoracic surgery	0	0.4	200	0.00	☹ Same

Data tables available from the California Health and Human Services Open Data Portal: <https://chhs.data.ca.gov/>

Information on interpreting this report: <https://www.cdph.ca.gov/Programs/CHCQ/HAI/Pages/AnnualHAIReports.aspx>