

Healthcare-Associated Infections Report, 2016



San Antonio Regional Hospital (Upland)

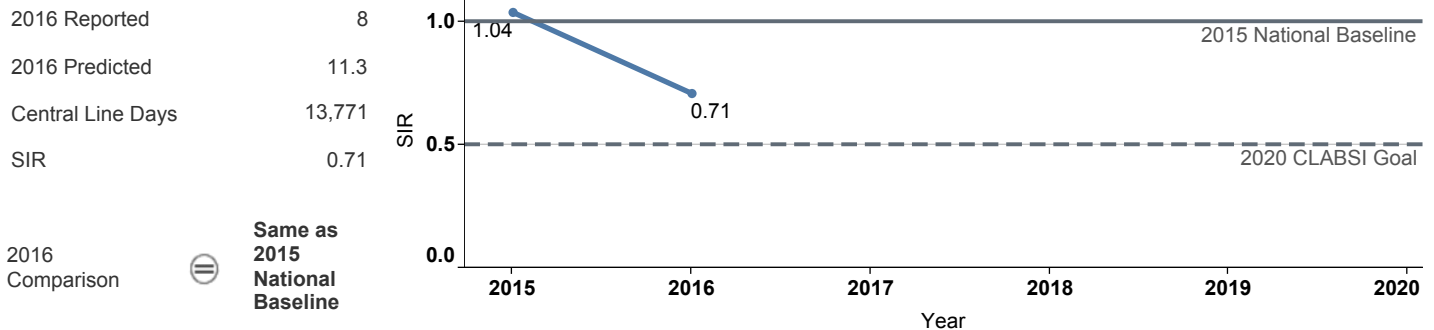
Hospital Characteristics

County: **San Bernardino** Medical School Affiliation: **No** Hospital Type: **Community, > 250 beds**

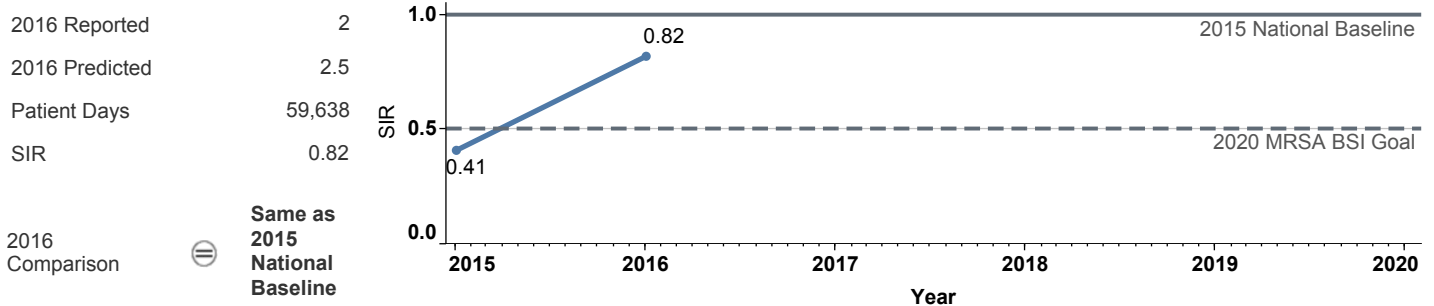
Select by Facility Name: **San Antonio Regional Hospital**

The **blue lines** show this hospital's healthcare-associated infection (HAI) incidence for 2015 and 2016, reported as standardized infection ratios (SIR) when possible. Each result is interpreted as the **⊖ Same**, **★ Better**, or **✘ Worse** than the national or state comparison.

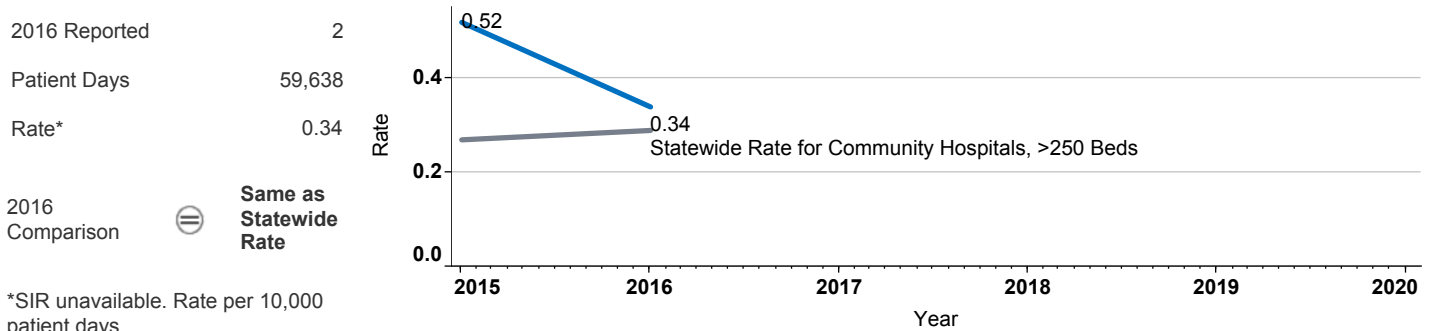
Central Line Associated Bloodstream Infection (CLABSI)



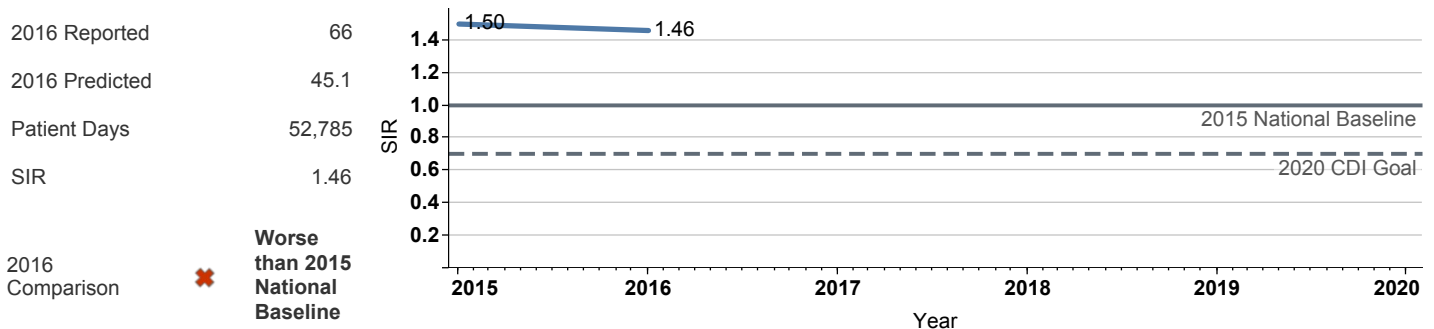
Methicillin-Resistant *Staphylococcus aureus* Bloodstream Infection (MRSA BSI)



Vancomycin-Resistant *Enterococcus* Bloodstream Infection (VRE BSI)



Clostridium difficile Infection (CDI)



Surgical Site Infection (SSI)

Procedure Type	Reported SSI	Predicted SSI	Number of Procedures	SIR	Compared with 2015 National Baseline
Appendix surgery	4	0.6	198	6.35	✖ Worse
Bile duct, liver or pancreatic surgery	0	0.2	15	Not enough procedures to calculate SIR	
Cardiac surgery	0	0.2	96	0.00	☹ Same
Cesarean section	1	0.5	776	2.03	☹ Same
Colon surgery	5	2.9	154	1.75	☹ Same
Coronary bypass, chest and donor in..	0	1.0	155	0.00	☹ Same
Coronary bypass, chest incision only	0	0.1	8	Not enough procedures to calculate SIR	
Exploratory abdominal surgery (lapar..	1	0.9	243	1.06	☹ Same
Gallbladder surgery	4	1.6	429	2.48	☹ Same
Gastric surgery	0	0.4	30	0.00	☹ Same
Hip prosthesis	0	1.3	189	0.00	☹ Same
Hysterectomy, abdominal	0	0.9	173	0.00	☹ Same
Hysterectomy, vaginal	0	0.1	31	Not enough procedures to calculate SIR	
Kidney surgery	0	0.1	37	Not enough procedures to calculate SIR	
Knee prosthesis	1	1.1	265	0.90	☹ Same
Laminectomy	0	0.2	55	Not enough procedures to calculate SIR	
Open reduction of fracture	0	0.8	148	0.00	☹ Same
Ovarian surgery	0	0.2	233	Not enough procedures to calculate SIR	
Pacemaker surgery	1	0.3	192	3.06	☹ Same
Rectal surgery	0	0.1	22	Not enough procedures to calculate SIR	
Small bowel surgery	4	1.9	105	2.09	☹ Same
Spinal fusion	0	0.3	40	0.00	☹ Same
Spleen surgery	0	0.0	4	Not enough procedures to calculate SIR	
Thoracic surgery	0	0.2	77	Not enough procedures to calculate SIR	

Data tables available from the California Health and Human Services Open Data Portal: <https://chhs.data.ca.gov/>

Information on interpreting this report: <https://www.cdph.ca.gov/Programs/CHCQ/HAI/Pages/AnnualHAIRports.aspx>