

# Healthcare-Associated Infections Report, 2016



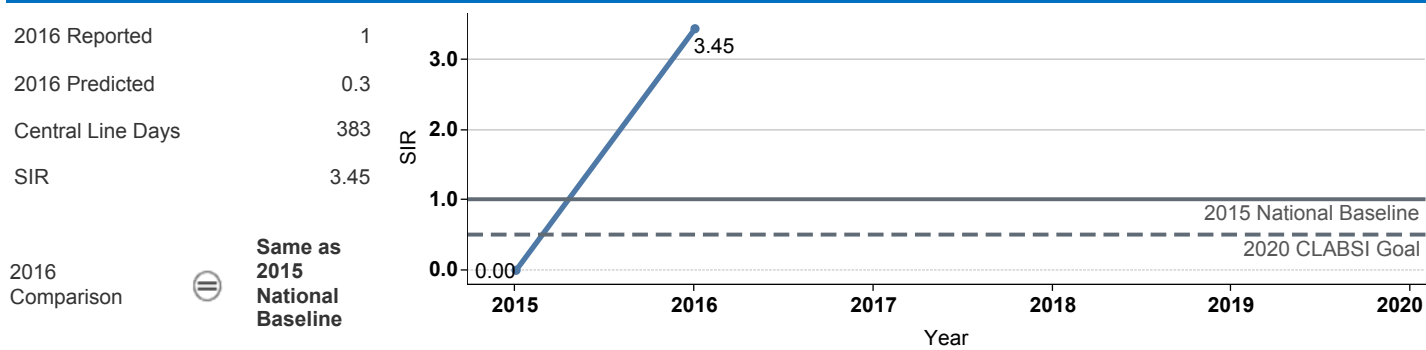
## Loma Linda University Surgical Hospital (Redlands)

### Hospital Characteristics

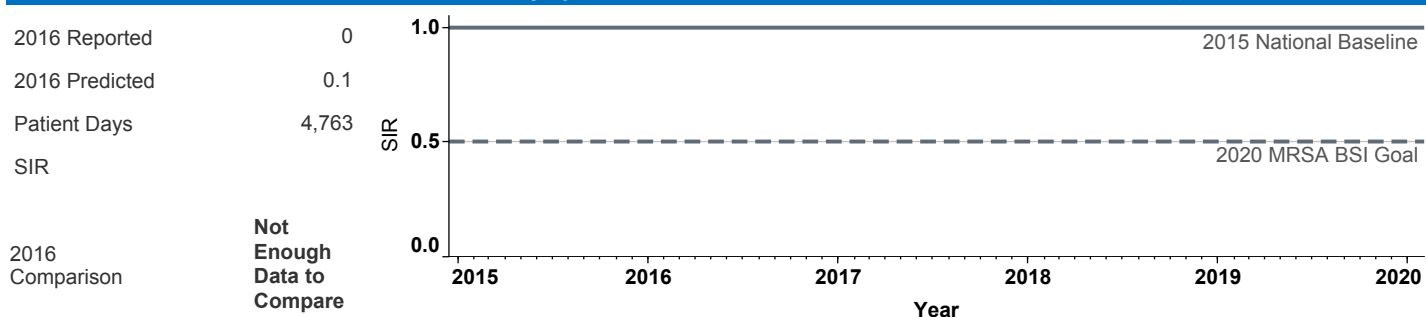
County: **San Bernardino** Medical School Affiliation: **Major** Hospital Type: **Major Teaching** Select by Facility Name: **Loma Linda University Surgica..**

The **blue lines** show this hospital's healthcare-associated infection (HAI) incidence for 2015 and 2016, reported as standardized infection ratios (SIR) when possible. Each result is interpreted as the **⊖ Same**, **★ Better**, or **✖ Worse** than the national or state comparison.

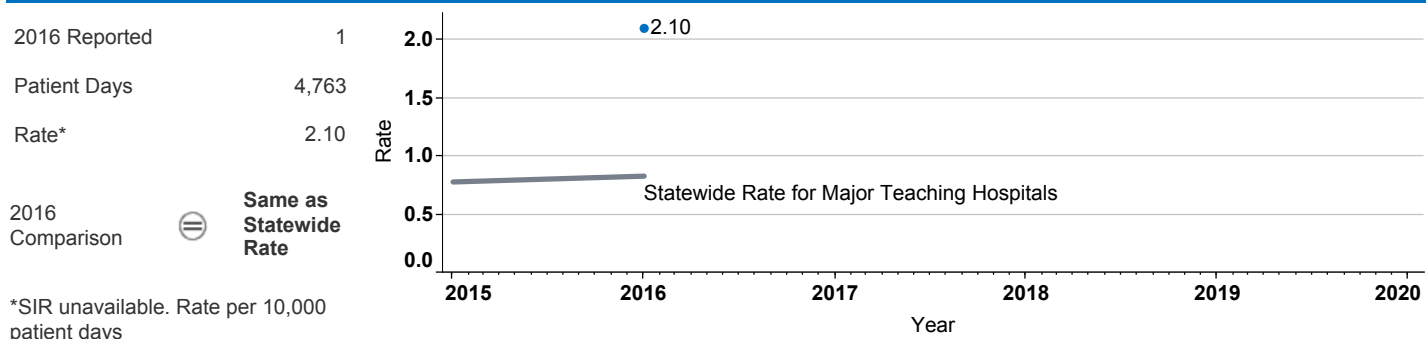
### Central Line Associated Bloodstream Infection (CLABSI)



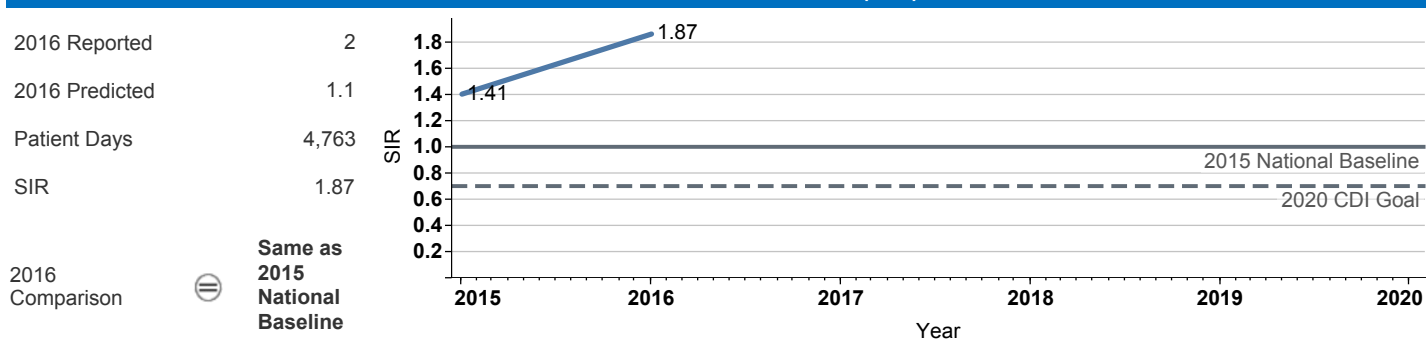
### Methicillin-Resistant *Staphylococcus aureus* Bloodstream Infection (MRSA BSI)



### Vancomycin-Resistant *Enterococcus* Bloodstream Infection (VRE BSI)



### *Clostridium difficile* Infection (CDI)



## Surgical Site Infection (SSI)

Procedure Type	Reported SSI	Predicted SSI	Number of Procedures	SIR	Compared with 2015 National Baseline
Appendix surgery	0	0.0	13	<b>Not enough procedures to calculate SIR</b>	
Bile duct, liver or pancreatic surgery	0	0.0	3	<b>Not enough procedures to calculate SIR</b>	
Colon surgery	2	1.5	65	1.37	⊖ Same
Exploratory abdominal surgery (lapar..	1	1.0	276	1.00	⊖ Same
Gallbladder surgery	0	0.0	10	<b>Not enough procedures to calculate SIR</b>	
Gastric surgery	1	1.0	184	0.97	⊖ Same
Hysterectomy, abdominal	3	1.9	283	1.60	⊖ Same
Hysterectomy, vaginal	0	0.8	110	0.00	⊖ Same
Kidney surgery	1	0.4	132	2.29	⊖ Same
Kidney transplant	0	0.0	2	<b>Not enough procedures to calculate SIR</b>	
Ovarian surgery	0	0.2	336	0.00	⊖ Same
Rectal surgery	0	0.4	19	0.00	⊖ Same
Small bowel surgery	1	0.9	45	1.10	⊖ Same
Spleen surgery	0	0.0	1	<b>Not enough procedures to calculate SIR</b>	
Thoracic surgery	1	0.3	77	3.27	⊖ Same

Data tables available from the California Health and Human Services Open Data Portal: <https://chhs.data.ca.gov/>

Information on interpreting this report: <https://www.cdph.ca.gov/Programs/CHCQ/HAI/Pages/AnnualHAIRports.aspx>