

Healthcare-Associated Infections Report, 2016



Loma Linda University East Campus Hospital (Loma Linda)

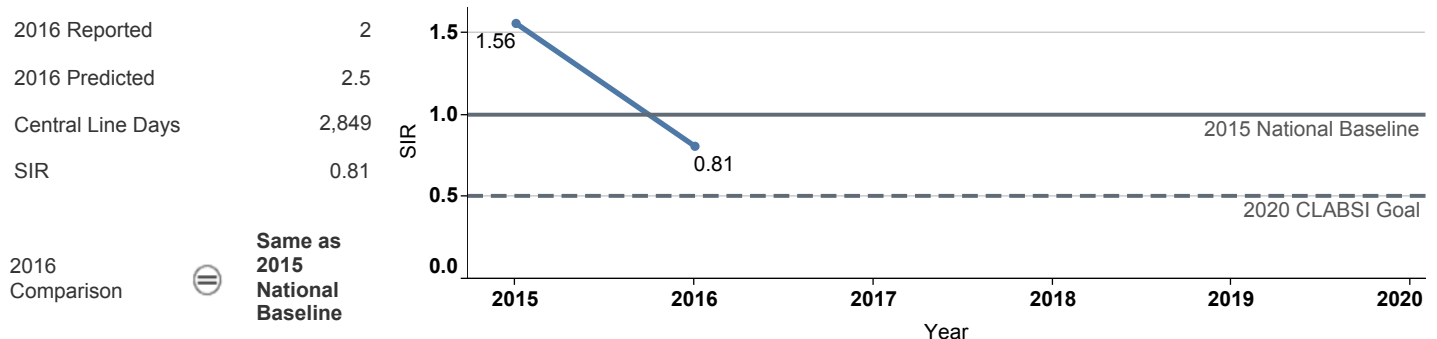
Hospital Characteristics

County: **San Bernardino** Medical School Affiliation: **Major** Hospital Type: **Major Teaching**

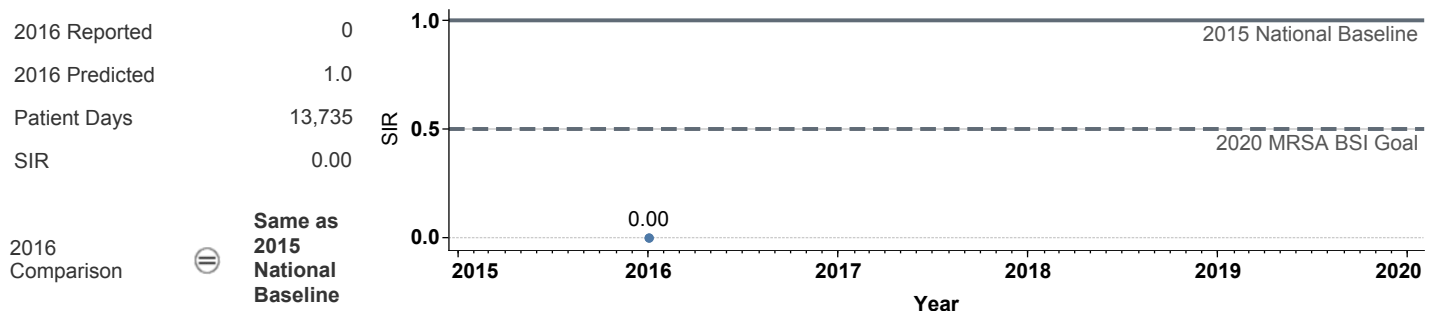
Select by Facility Name: **Loma Linda University East C..**

The **blue lines** show this hospital's healthcare-associated infection (HAI) incidence for 2015 and 2016, reported as standardized infection ratios (SIR) when possible. Each result is interpreted as the **⊖ Same**, **★ Better**, or **✘ Worse** than the national or state comparison.

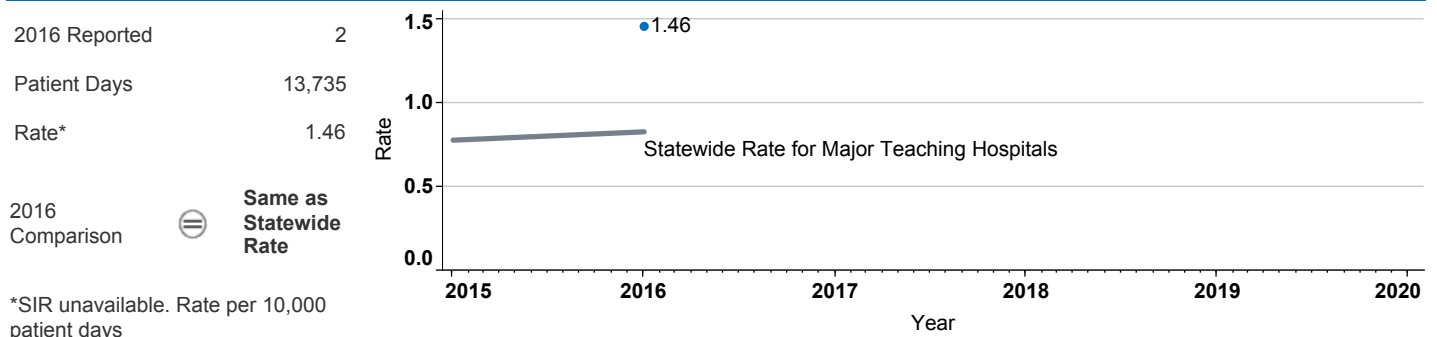
Central Line Associated Bloodstream Infection (CLABSI)



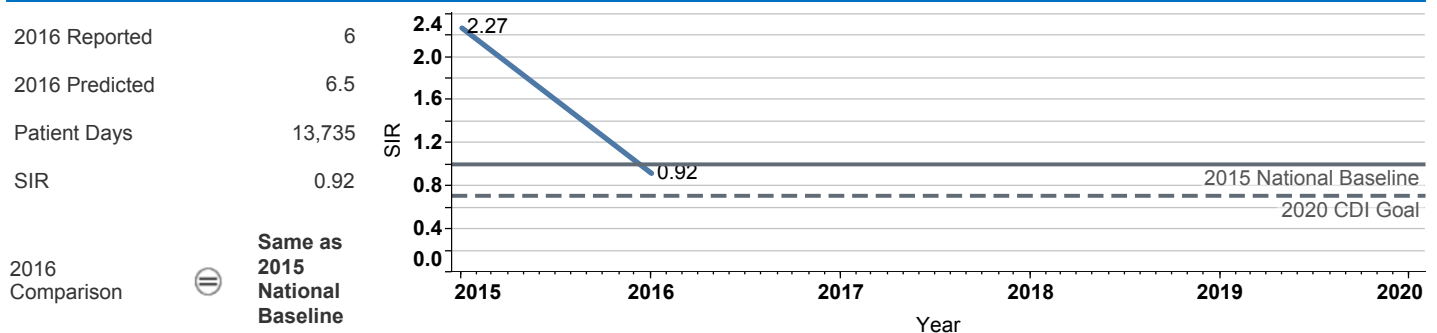
Methicillin-Resistant *Staphylococcus aureus* Bloodstream Infection (MRSA BSI)



Vancomycin-Resistant *Enterococcus* Bloodstream Infection (VRE BSI)



Clostridium difficile Infection (CDI)



Surgical Site Infection (SSI)

Procedure Type	Reported SSI	Predicted SSI	Number of Procedures	SIR	Compared with 2015 National Baseline
Exploratory abdominal surgery (lapar..	1	0.0	7	Not enough procedures to calculate SIR	
Hip prosthesis	1	1.4	175	0.73	⊖ Same
Knee prosthesis	1	2.3	295	0.44	⊖ Same
Laminectomy	1	0.4	131	2.33	⊖ Same
Open reduction of fracture	0	0.4	49	0.00	⊖ Same
Spinal fusion	1	0.4	136	2.74	⊖ Same
Thoracic surgery	0	0.0	3	Not enough procedures to calculate SIR	

Data tables available from the California Health and Human Services Open Data Portal: <https://chhs.data.ca.gov/>

Information on interpreting this report: <https://www.cdph.ca.gov/Programs/CHCQ/HAI/Pages/AnnualHAIReports.aspx>