

Healthcare-Associated Infections Report, 2016



Kindred Hospital, Rancho (Rancho Cucamonga)

Hospital Characteristics

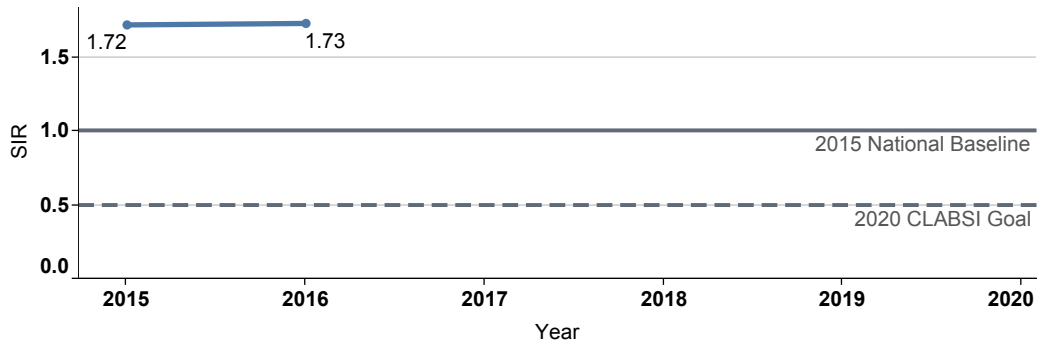
County: **San Bernardino** Medical School Affiliation: **No** Hospital Type: **LTAC**

Select by Facility Name: **Kindred Hospital, Rancho**

The **blue lines** show this hospital's healthcare-associated infection (HAI) incidence for 2015 and 2016, reported as standardized infection ratios (SIR) when possible. Each result is interpreted as the **⊖ Same**, **★ Better**, or **✘ Worse** than the national or state comparison.

Central Line Associated Bloodstream Infection (CLABSI)

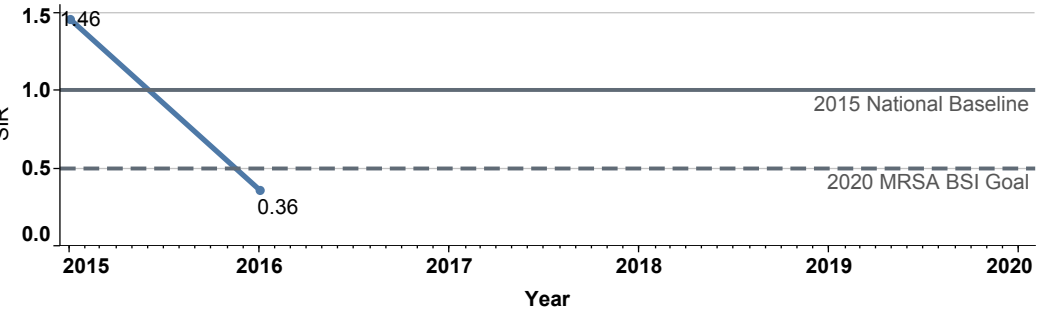
2016 Reported: 26
 2016 Predicted: 15.0
 Central Line Days: 9,370
 SIR: 1.73



2016 Comparison: **✘ Worse than 2015 National Baseline**

Methicillin-Resistant *Staphylococcus aureus* Bloodstream Infection (MRSA BSI)

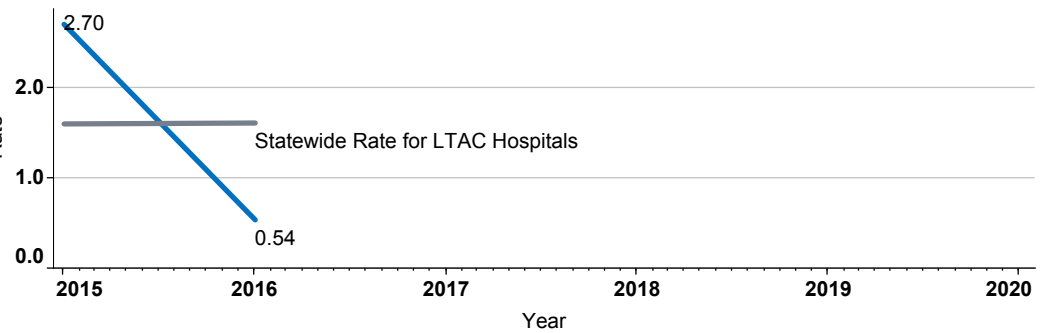
2016 Reported: 1
 2016 Predicted: 2.8
 Patient Days: 18,590
 SIR: 0.36



2016 Comparison: **⊖ Same as 2015 National Baseline**

Vancomycin-Resistant *Enterococcus* Bloodstream Infection (VRE BSI)

2016 Reported: 1
 Patient Days: 18,590
 Rate*: 0.54

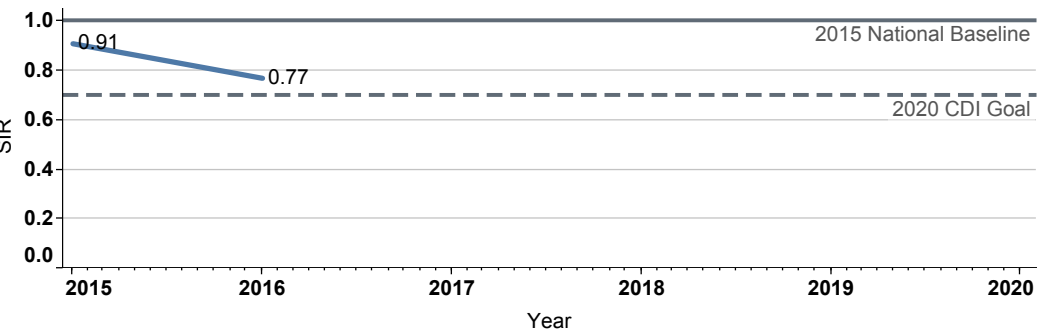


2016 Comparison: **⊖ Same as Statewide Rate**

*SIR unavailable. Rate per 10,000 patient days

Clostridium difficile Infection (CDI)

2016 Reported: 21
 2016 Predicted: 27.4
 Patient Days: 18,590
 SIR: 0.77



2016 Comparison: **⊖ Same as 2015 National Baseline**

Data tables available from the California Health and Human Services Open Data Portal: <https://chhs.data.ca.gov/>

Information on interpreting this report: <https://www.cdph.ca.gov/Programs/CHCQ/HAI/Pages/AnnualHAIReports.aspx>