

# Healthcare-Associated Infections Report, 2016



## Desert Valley Hospital (Victorville)

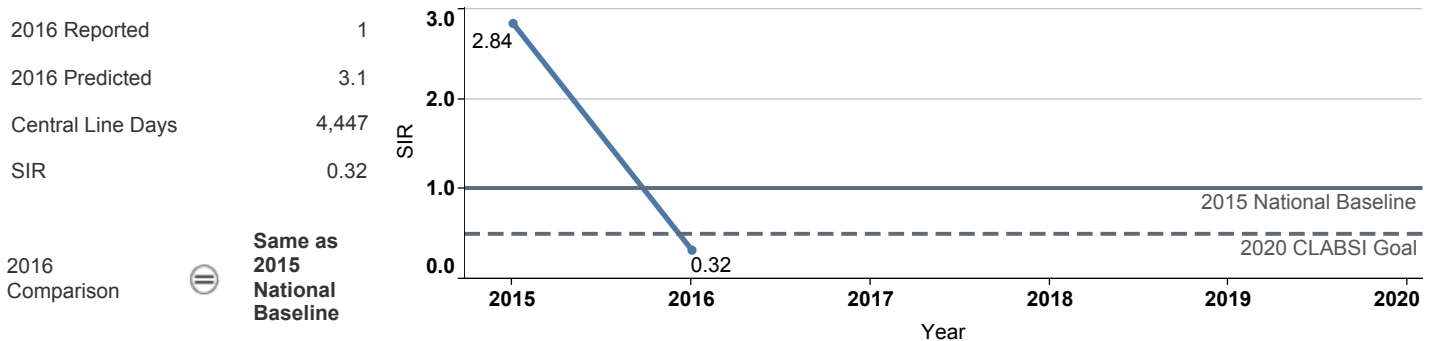
### Hospital Characteristics

County: **San Bernardino** Medical School Affiliation: **No** Hospital Type: **Community, 125 – 250 beds**

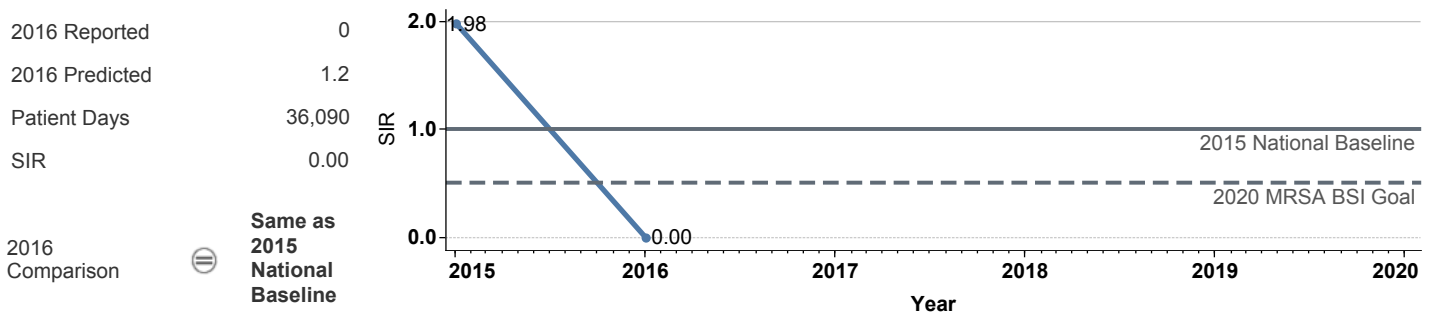
Select by Facility Name: **Desert Valley Hospital**

The **blue lines** show this hospital's healthcare-associated infection (HAI) incidence for 2015 and 2016, reported as standardized infection ratios (SIR) when possible. Each result is interpreted as the **⊖ Same**, **★ Better**, or **✖ Worse** than the national or state comparison.

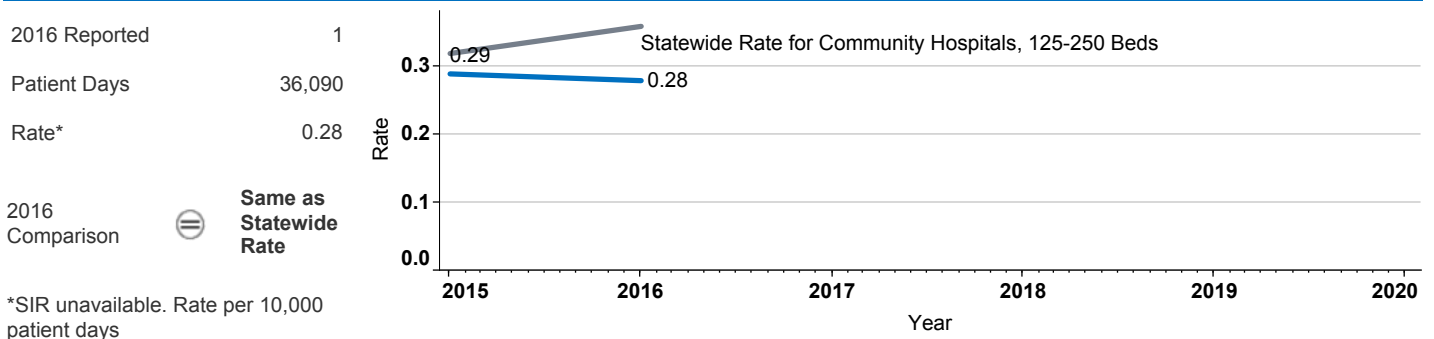
### Central Line Associated Bloodstream Infection (CLABSI)



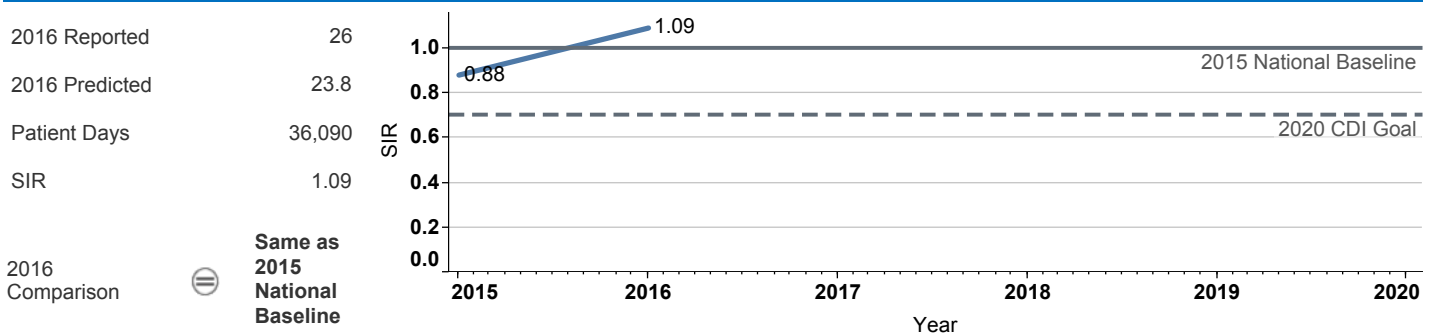
### Methicillin-Resistant *Staphylococcus aureus* Bloodstream Infection (MRSA BSI)



### Vancomycin-Resistant *Enterococcus* Bloodstream Infection (VRE BSI)



### *Clostridium difficile* Infection (CDI)



## Surgical Site Infection (SSI)

Procedure Type	Reported SSI	Predicted SSI	Number of Procedures	SIR	Compared with 2015 National Baseline
Appendix surgery	0	0.2	80	0.00	⊖ Same
Cardiac surgery	0	0.0	2	Not enough procedures to calculate SIR	
Cesarean section	0	0.3	133	0.00	⊖ Same
Colon surgery	0	0.5	18	0.00	⊖ Same
Coronary bypass, chest and donor in..	0	0.1	10	Not enough procedures to calculate SIR	
Coronary bypass, chest incision only	0	0.2	24	Not enough procedures to calculate SIR	
Exploratory abdominal surgery (lapar..	0	0.2	28	Not enough procedures to calculate SIR	
Gallbladder surgery	0	0.2	122	Not enough procedures to calculate SIR	
Gastric surgery	0	0.1	4	Not enough procedures to calculate SIR	
Hip prosthesis	0	0.2	26	Not enough procedures to calculate SIR	
Hysterectomy, abdominal	0	0.1	23	Not enough procedures to calculate SIR	
Hysterectomy, vaginal	0	0.1	22	Not enough procedures to calculate SIR	
Kidney surgery	0	0.1	31	Not enough procedures to calculate SIR	
Knee prosthesis	0	0.2	45	0.00	⊖ Same
Open reduction of fracture	2	0.3	46	7.72	⊖ Same
Ovarian surgery	0	0.0	27	Not enough procedures to calculate SIR	
Pacemaker surgery	0	0.1	59	Not enough procedures to calculate SIR	
Rectal surgery	0	0.0	1	Not enough procedures to calculate SIR	
Small bowel surgery	0	0.1	5	Not enough procedures to calculate SIR	
Thoracic surgery	0	0.0	14	Not enough procedures to calculate SIR	

Data tables available from the California Health and Human Services Open Data Portal: <https://chhs.data.ca.gov/>

Information on interpreting this report: <https://www.cdph.ca.gov/Programs/CHCQ/HAH/Pages/AnnualHAIRReports.aspx>