

# Healthcare-Associated Infections Report, 2016



## Community Hospital of San Bernardino (San Bernardino)

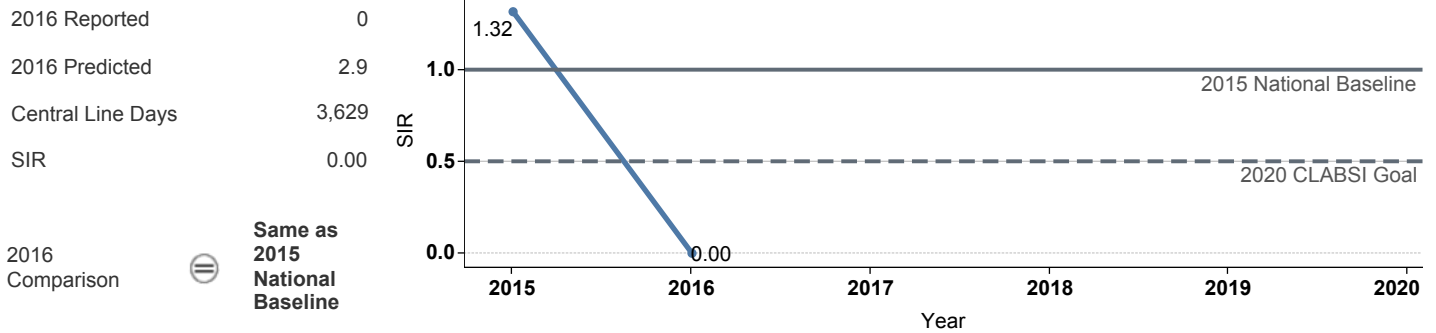
### Hospital Characteristics

County: **San Bernardino** Medical School Affiliation: **No** Hospital Type: **Community, > 250 beds**

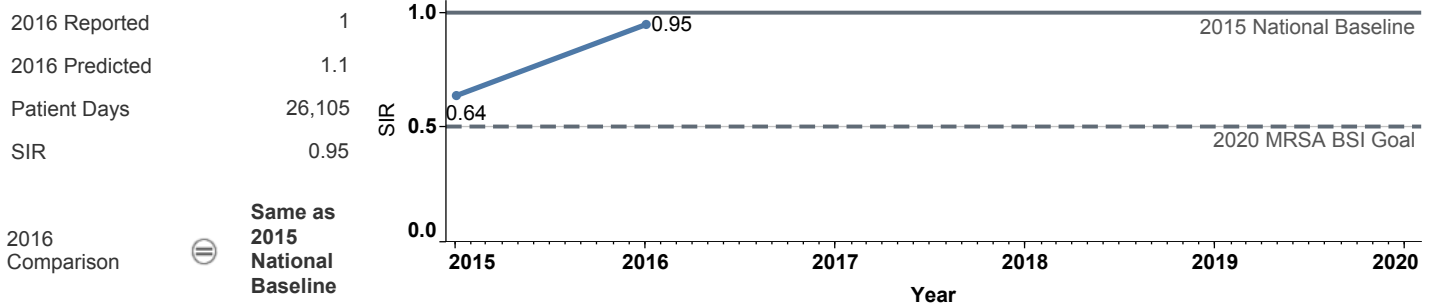
Select by Facility Name: **Community Hospital of San Be..**

The **blue lines** show this hospital's healthcare-associated infection (HAI) incidence for 2015 and 2016, reported as standardized infection ratios (SIR) when possible. Each result is interpreted as the **⊖ Same**, **★ Better**, or **✘ Worse** than the national or state comparison.

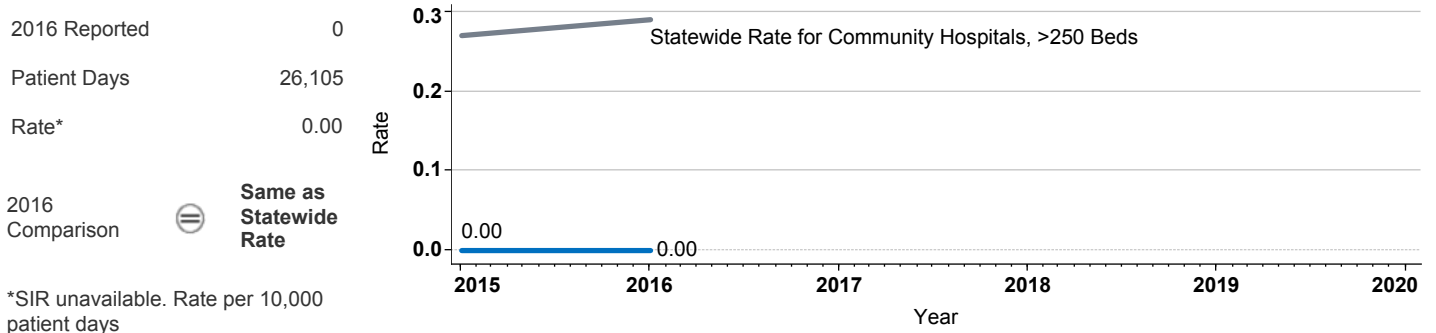
### Central Line Associated Bloodstream Infection (CLABSI)



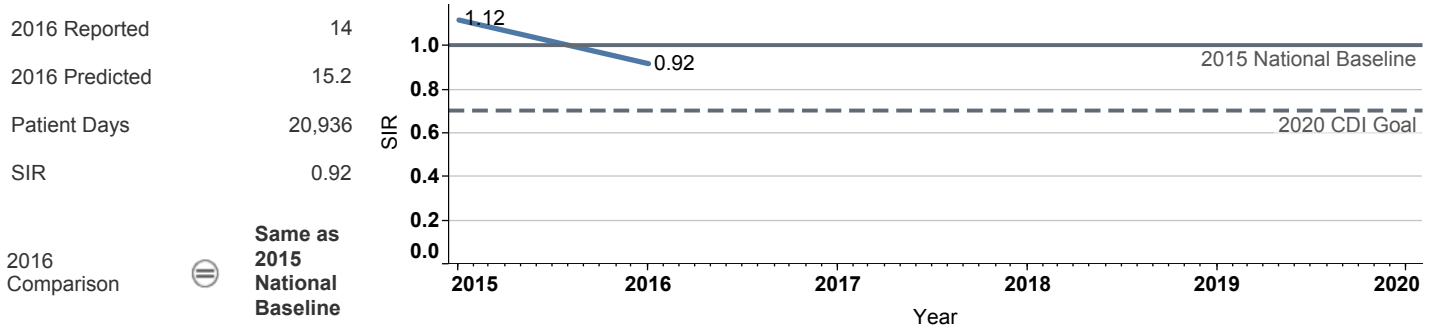
### Methicillin-Resistant *Staphylococcus aureus* Bloodstream Infection (MRSA BSI)



### Vancomycin-Resistant *Enterococcus* Bloodstream Infection (VRE BSI)



### Clostridium difficile Infection (CDI)



## Surgical Site Infection (SSI)

Procedure Type	Reported SSI	Predicted SSI	Number of Procedures	SIR	Compared with 2015 National Baseline
Appendix surgery	0	0.5	92	0.00	⊖ Same
Bile duct, liver or pancreatic surgery	0	0.1	4	<b>Not enough procedures to calculate SIR</b>	
Cesarean section	0	0.8	703	0.00	⊖ Same
Colon surgery	0	0.5	20	0.00	⊖ Same
Exploratory abdominal surgery (lapar..	0	0.3	64	0.00	⊖ Same
Gallbladder surgery	0	0.4	144	0.00	⊖ Same
Gastric surgery	0	0.1	10	<b>Not enough procedures to calculate SIR</b>	
Hip prosthesis	0	0.1	8	<b>Not enough procedures to calculate SIR</b>	
Hysterectomy, abdominal	1	0.3	44	3.85	⊖ Same
Hysterectomy, vaginal	0	0.0	2	<b>Not enough procedures to calculate SIR</b>	
Knee prosthesis	0	0.0	1	<b>Not enough procedures to calculate SIR</b>	
Open reduction of fracture	0	0.1	24	<b>Not enough procedures to calculate SIR</b>	
Ovarian surgery	0	0.1	99	<b>Not enough procedures to calculate SIR</b>	
Pacemaker surgery	0	0.0	21	<b>Not enough procedures to calculate SIR</b>	
Rectal surgery	0	0.0	2	<b>Not enough procedures to calculate SIR</b>	
Small bowel surgery	0	0.3	14	0.00	⊖ Same
Spleen surgery	0	0.0	1	<b>Not enough procedures to calculate SIR</b>	

Data tables available from the California Health and Human Services Open Data Portal: <https://chhs.data.ca.gov/>

Information on interpreting this report: <https://www.cdph.ca.gov/Programs/CHCQ/HAI/Pages/AnnualHAIRports.aspx>