

# Healthcare-Associated Infections Report, 2016



## Arrowhead Regional Medical Center (Colton)

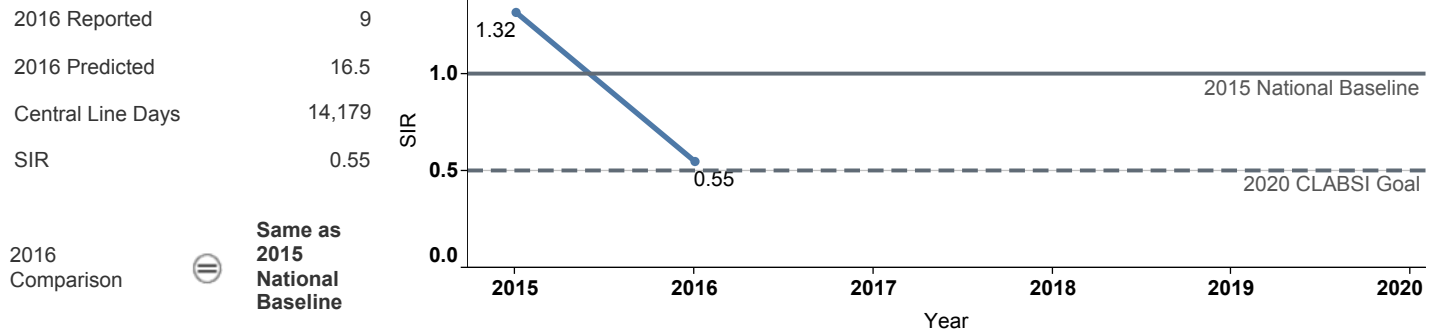
### Hospital Characteristics

County: **San Bernardino** Medical School Affiliation: **Major** Hospital Type: **Major Teaching**

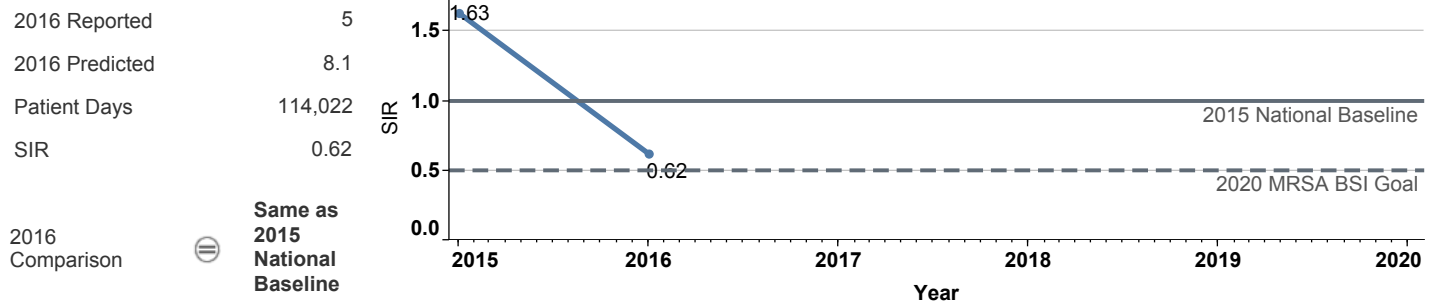
Select by Facility Name: Arrowhead Regional Medical ..

The **blue lines** show this hospital's healthcare-associated infection (HAI) incidence for 2015 and 2016, reported as standardized infection ratios (SIR) when possible. Each result is interpreted as the **⊖ Same**, **★ Better**, or **✖ Worse** than the national or state comparison.

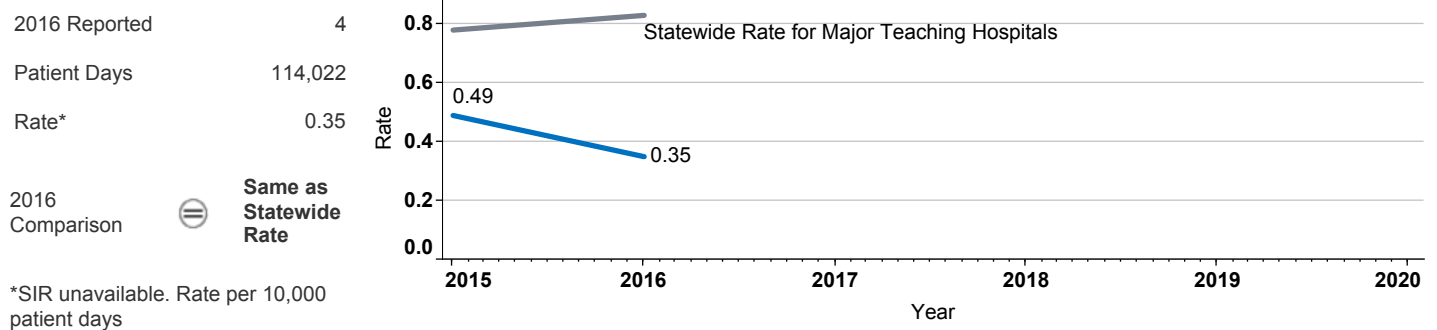
### Central Line Associated Bloodstream Infection (CLABSI)



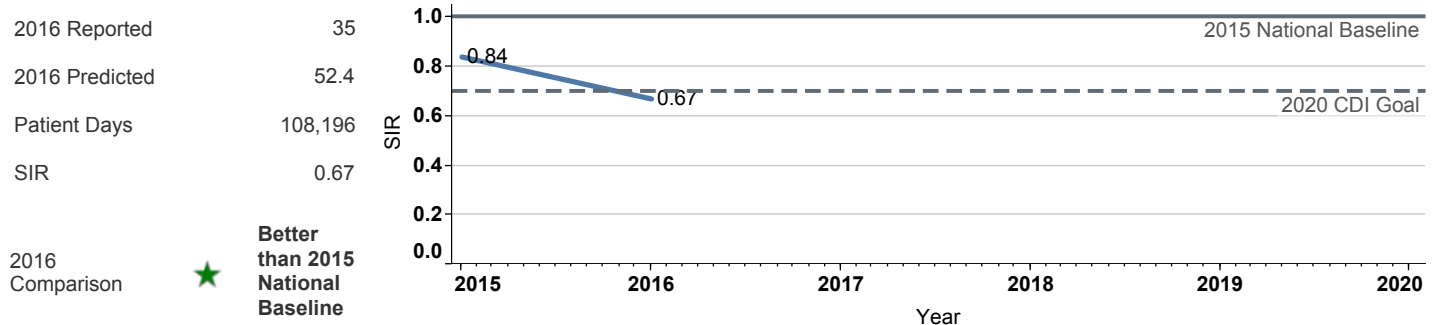
### Methicillin-Resistant *Staphylococcus aureus* Bloodstream Infection (MRSA BSI)



### Vancomycin-Resistant *Enterococcus* Bloodstream Infection (VRE BSI)



### Clostridium difficile Infection (CDI)



## Surgical Site Infection (SSI)

Procedure Type	Reported SSI	Predicted SSI	Number of Procedures	SIR	Compared with 2015 National Baseline
Appendix surgery	0	0.9	144	0.00	⊖ Same
Bile duct, liver or pancreatic surgery	0	0.6	38	0.00	⊖ Same
Cardiac surgery	0	0.1	7	<b>Not enough procedures to calculate SIR</b>	
Cesarean section	8	3.2	1,099	2.48	✖ Worse
Colon surgery	7	5.6	143	1.24	⊖ Same
Exploratory abdominal surgery (lapar..	0	2.6	302	0.00	⊖ Same
Gallbladder surgery	1	1.0	353	1.00	⊖ Same
Gastric surgery	0	0.6	44	0.00	⊖ Same
Hip prosthesis	4	1.0	62	3.85	✖ Worse
Hysterectomy, abdominal	1	1.4	132	0.69	⊖ Same
Hysterectomy, vaginal	0	0.3	45	0.00	⊖ Same
Kidney surgery	0	0.1	32	<b>Not enough procedures to calculate SIR</b>	
Knee prosthesis	0	0.3	29	0.00	⊖ Same
Laminectomy	0	0.3	64	0.00	⊖ Same
Open reduction of fracture	3	4.1	380	0.73	⊖ Same
Ovarian surgery	2	0.2	241	9.90	✖ Worse
Pacemaker surgery	0	0.1	34	<b>Not enough procedures to calculate SIR</b>	
Rectal surgery	0	0.4	18	0.00	⊖ Same
Small bowel surgery	1	1.7	90	0.58	⊖ Same
Spinal fusion	1	1.2	71	0.85	⊖ Same
Spleen surgery	0	0.2	27	0.00	⊖ Same
Thoracic surgery	0	0.1	36	<b>Not enough procedures to calculate SIR</b>	

Data tables available from the California Health and Human Services Open Data Portal: <https://chhs.data.ca.gov/>

Information on interpreting this report: <https://www.cdph.ca.gov/Programs/CHCQ/HAI/Pages/AnnualHAIReports.aspx>