

Healthcare-Associated Infections Report, 2016



Hazel Hawkins Memorial Hospital (Hollister)

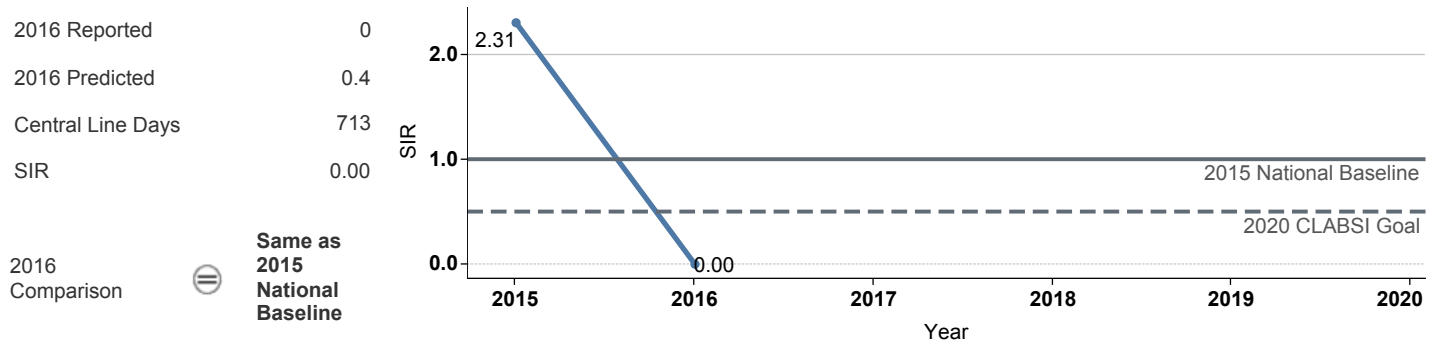
Hospital Characteristics

County: **San Benito** Medical School Affiliation: **No** Hospital Type: **Community, < 125 beds**

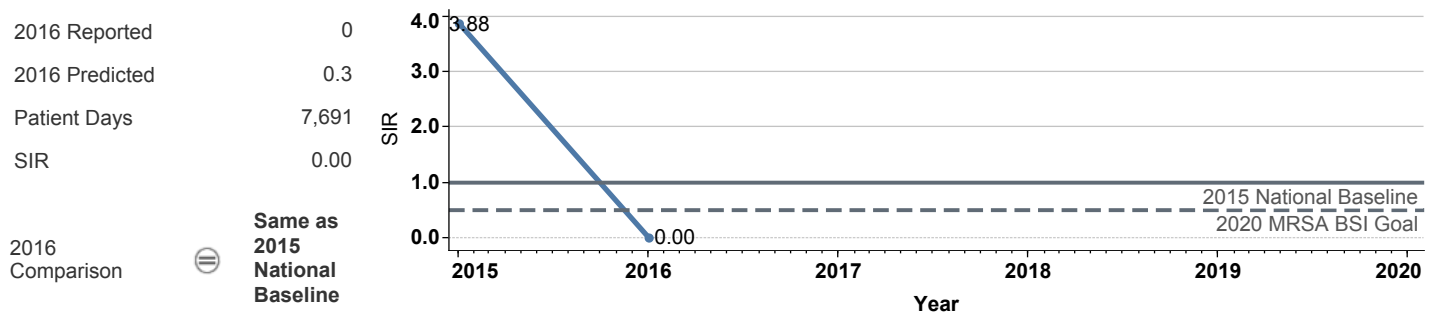
Select by Facility Name: **Hazel Hawkins Memorial Hosp..**

The **blue lines** show this hospital's healthcare-associated infection (HAI) incidence for 2015 and 2016, reported as standardized infection ratios (SIR) when possible. Each result is interpreted as the **⊖ Same**, **★ Better**, or **✖ Worse** than the national or state comparison.

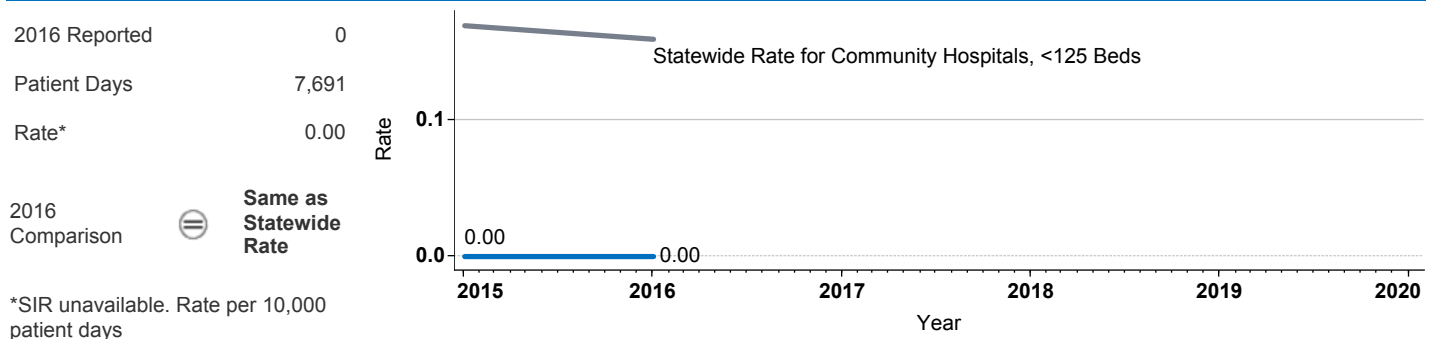
Central Line Associated Bloodstream Infection (CLABSI)



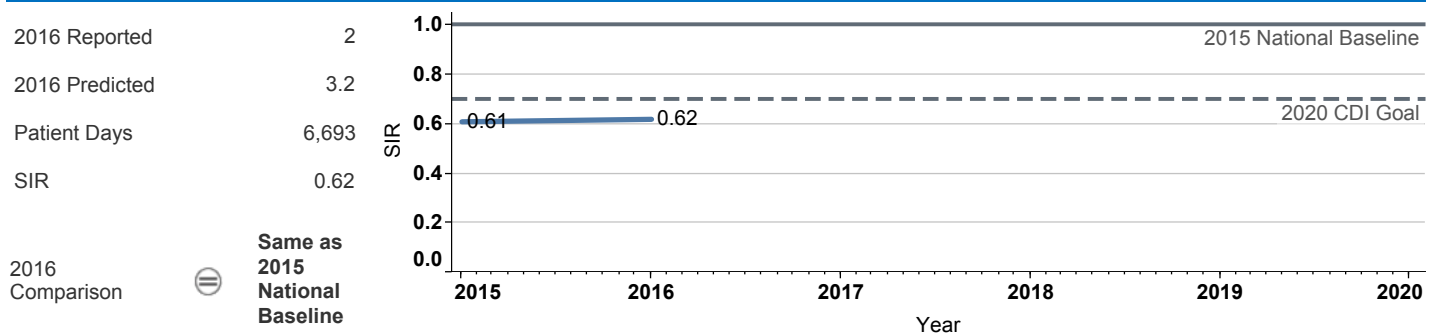
Methicillin-Resistant *Staphylococcus aureus* Bloodstream Infection (MRSA BSI)



Vancomycin-Resistant *Enterococcus* Bloodstream Infection (VRE BSI)



Clostridium difficile Infection (CDI)



Surgical Site Infection (SSI)

Procedure Type	Reported SSI	Predicted SSI	Number of Procedures	SIR	Compared with 2015 National Baseline
Appendix surgery	0	0.1	43	Not enough procedures to calculate SIR	
Bile duct, liver or pancreatic surgery	0	0.0	3	Not enough procedures to calculate SIR	
Cesarean section	0	0.2	160	0.00	⊖ Same
Colon surgery	0	0.2	11	Not enough procedures to calculate SIR	
Exploratory abdominal surgery (lapar..	0	0.1	18	Not enough procedures to calculate SIR	
Gallbladder surgery	0	0.1	63	Not enough procedures to calculate SIR	
Hip prosthesis	0	0.2	21	Not enough procedures to calculate SIR	
Hysterectomy, abdominal	0	0.0	10	Not enough procedures to calculate SIR	
Hysterectomy, vaginal	0	0.0	8	Not enough procedures to calculate SIR	
Knee prosthesis	0	0.2	38	Not enough procedures to calculate SIR	
Open reduction of fracture	0	0.3	41	0.00	⊖ Same
Ovarian surgery	0	0.0	28	Not enough procedures to calculate SIR	
Pacemaker surgery	0	0.0	2	Not enough procedures to calculate SIR	
Small bowel surgery	0	0.1	7	Not enough procedures to calculate SIR	

Data tables available from the California Health and Human Services Open Data Portal: <https://chhs.data.ca.gov/>

Information on interpreting this report: <https://www.cdph.ca.gov/Programs/CHCQ/HAH/Pages/AnnualHAIRReports.aspx>