

Healthcare-Associated Infections Report, 2016



Mercy Hospital of Folsom (Folsom)

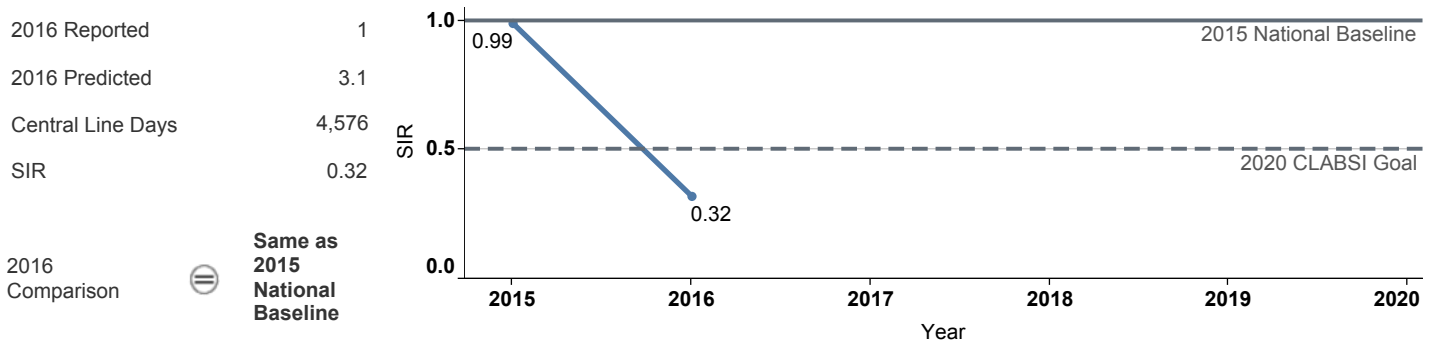
Hospital Characteristics

County: **Sacramento** Medical School Affiliation: **No** Hospital Type: **Community, < 125 beds**

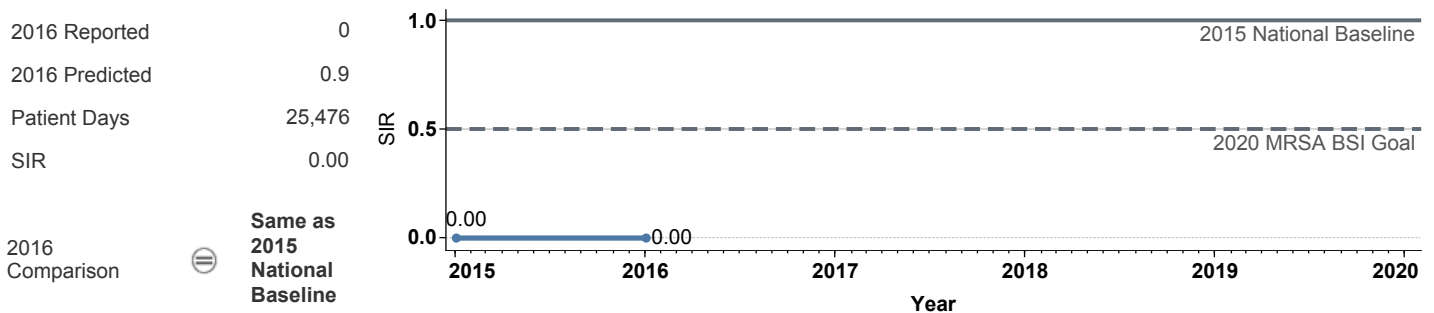
Select by Facility Name: **Mercy Hospital of Folsom**

The **blue lines** show this hospital's healthcare-associated infection (HAI) incidence for 2015 and 2016, reported as standardized infection ratios (SIR) when possible. Each result is interpreted as the **⊖ Same**, **★ Better**, or **✘ Worse** than the national or state comparison.

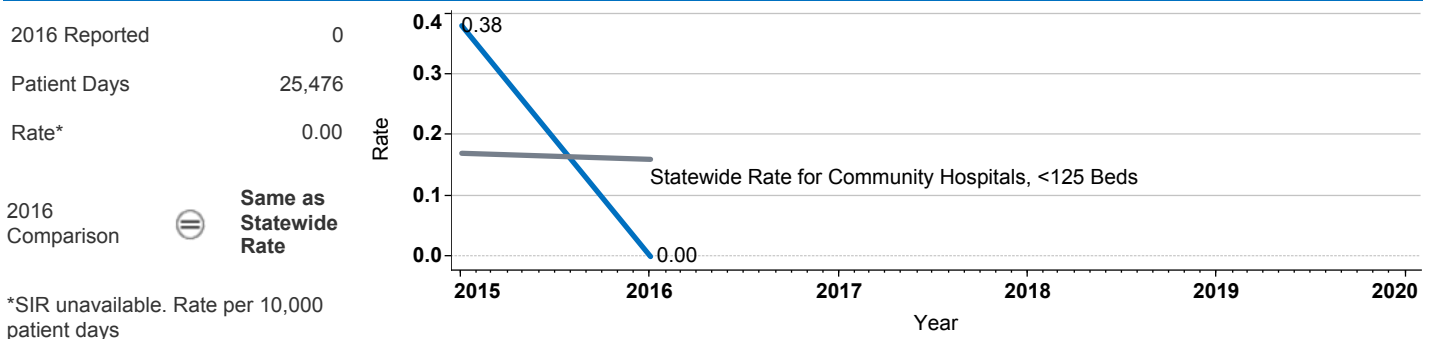
Central Line Associated Bloodstream Infection (CLABSI)



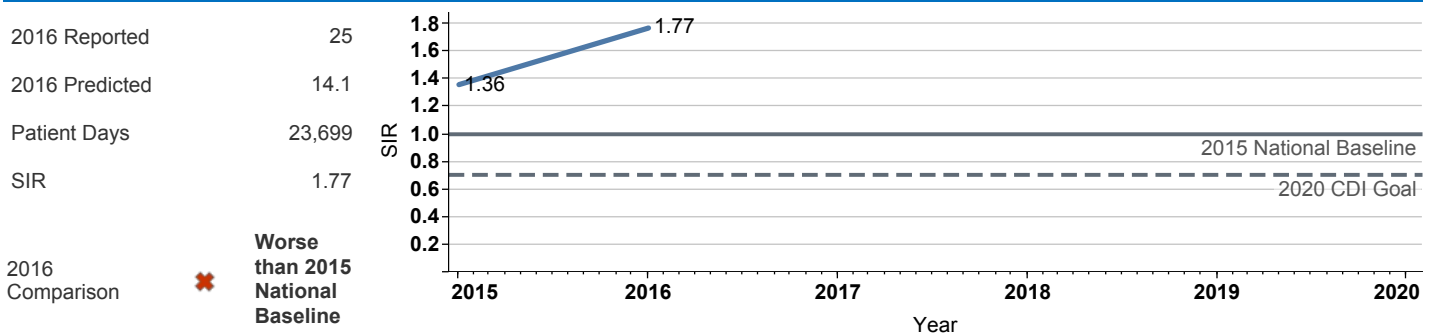
Methicillin-Resistant *Staphylococcus aureus* Bloodstream Infection (MRSA BSI)



Vancomycin-Resistant *Enterococcus* Bloodstream Infection (VRE BSI)



Clostridium difficile Infection (CDI)



Surgical Site Infection (SSI)

Procedure Type	Reported SSI	Predicted SSI	Number of Procedures	SIR	Compared with 2015 National Baseline
Appendix surgery	0	0.4	150	0.00	⊖ Same
Bile duct, liver or pancreatic surgery	0	0.1	7	Not enough procedures to calculate SIR	
Cesarean section	1	0.2	206	Not enough procedures to calculate SIR	
Colon surgery	3	2.2	98	1.37	⊖ Same
Exploratory abdominal surgery (lapar..	0	0.7	176	0.00	⊖ Same
Gallbladder surgery	1	0.6	212	1.77	⊖ Same
Gastric surgery	0	0.3	37	0.00	⊖ Same
Hip prosthesis	0	0.9	176	0.00	⊖ Same
Hysterectomy, abdominal	0	0.2	41	Not enough procedures to calculate SIR	
Hysterectomy, vaginal	0	0.2	58	0.00	⊖ Same
Kidney surgery	0	0.1	31	Not enough procedures to calculate SIR	
Knee prosthesis	1	1.0	236	0.96	⊖ Same
Laminectomy	0	0.3	90	0.00	⊖ Same
Open reduction of fracture	0	0.6	115	0.00	⊖ Same
Ovarian surgery	0	0.1	75	Not enough procedures to calculate SIR	
Pacemaker surgery	0	0.0	10	Not enough procedures to calculate SIR	
Rectal surgery	0	0.2	10	Not enough procedures to calculate SIR	
Small bowel surgery	1	0.8	41	1.33	⊖ Same
Spinal fusion	0	0.7	131	0.00	⊖ Same
Spleen surgery	0	0.0	2	Not enough procedures to calculate SIR	
Thoracic surgery	0	0.0	14	Not enough procedures to calculate SIR	

Data tables available from the California Health and Human Services Open Data Portal: <https://chhs.data.ca.gov/>

Information on interpreting this report: <https://www.cdph.ca.gov/Programs/CHCQ/HAI/Pages/AnnualHAIRports.aspx>