

Healthcare-Associated Infections Report, 2016



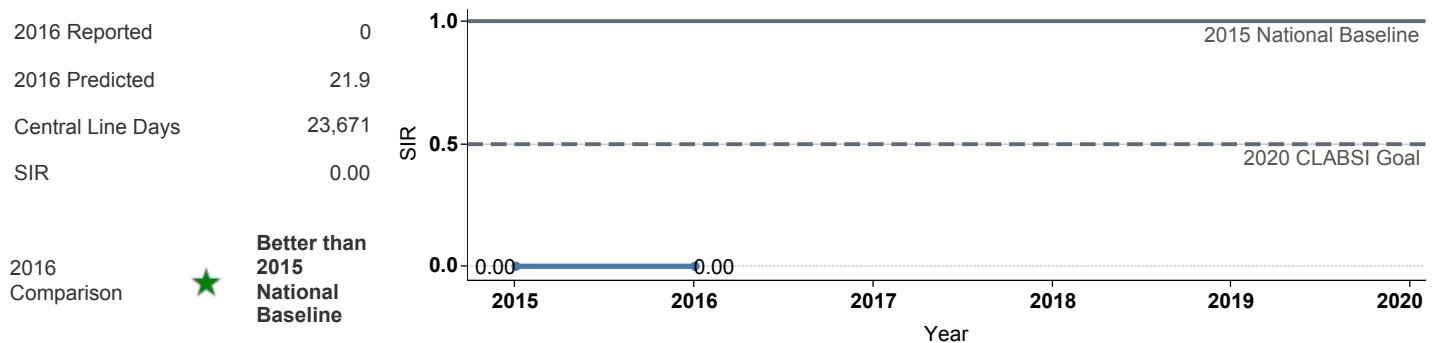
Mercy General Hospital (Sacramento)

Hospital Characteristics

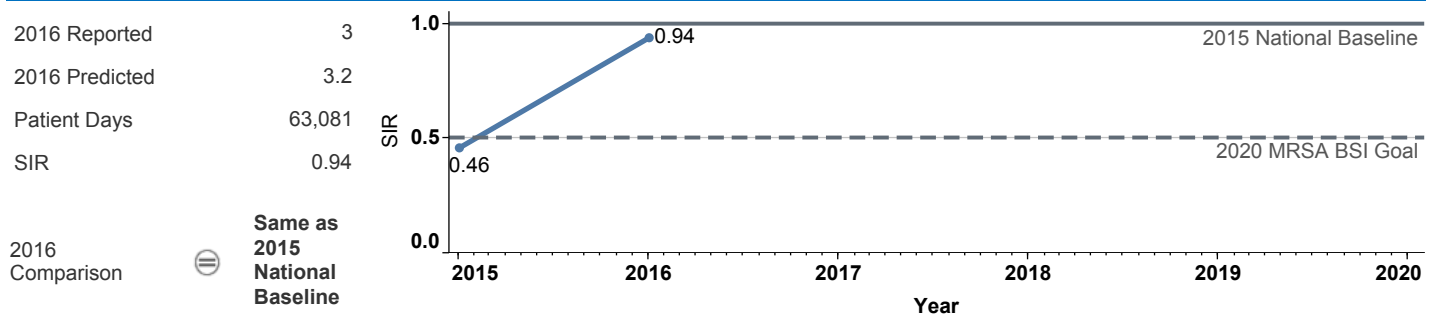
County: **Sacramento** Medical School Affiliation: **Graduate** Hospital Type: **Community, > 250 beds** Select by Facility Name: **Mercy General Hospital**

The **blue lines** show this hospital's healthcare-associated infection (HAI) incidence for 2015 and 2016, reported as standardized infection ratios (SIR) when possible. Each result is interpreted as the **⊖ Same**, **★ Better**, or **✘ Worse** than the national or state comparison.

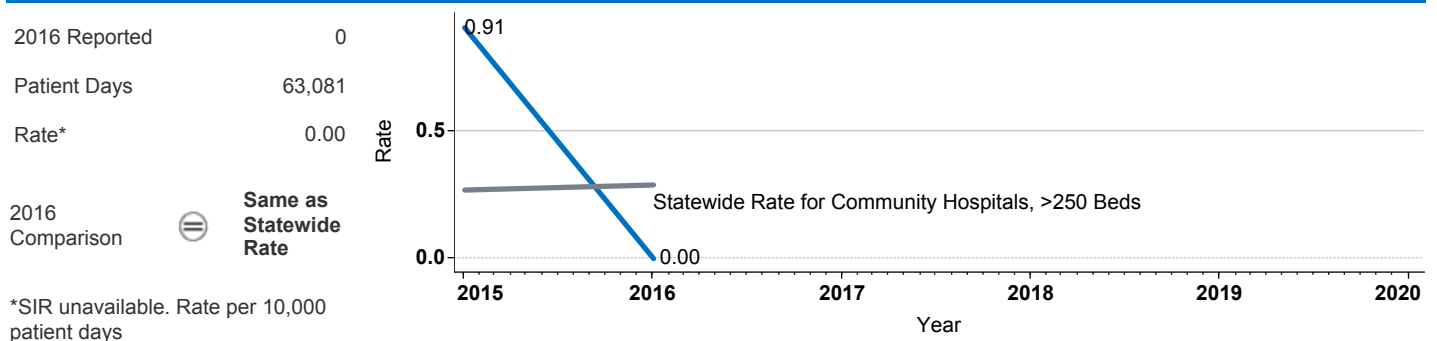
Central Line Associated Bloodstream Infection (CLABSI)



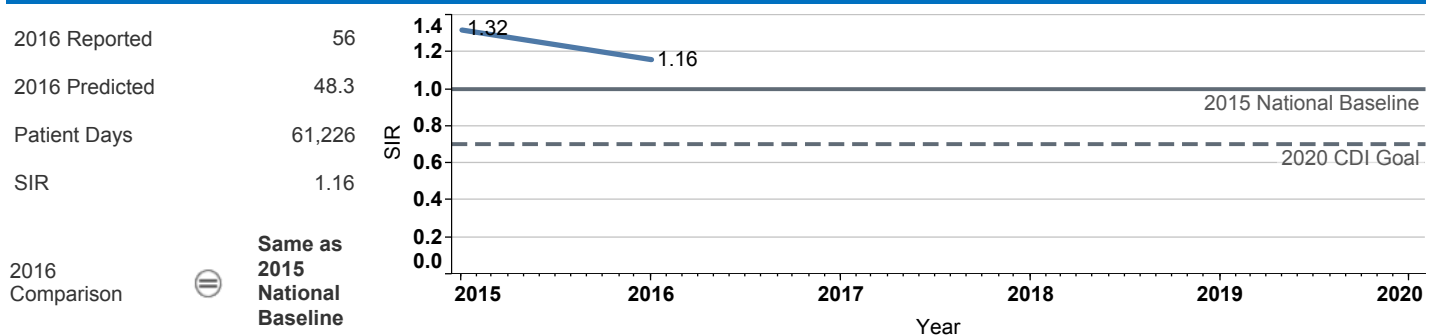
Methicillin-Resistant *Staphylococcus aureus* Bloodstream Infection (MRSA BSI)



Vancomycin-Resistant *Enterococcus* Bloodstream Infection (VRE BSI)



Clostridium difficile Infection (CDI)



Surgical Site Infection (SSI)

| Procedure Type | Reported SSI | Predicted SSI | Number of Procedures | SIR | Compared with 2015 National Baseline |
|--|--------------|---------------|----------------------|---|--------------------------------------|
| Abdominal aortic aneurysm repair | 0 | 0.0 | 6 | Not enough procedures to calculate SIR | |
| Appendix surgery | 0 | 0.3 | 92 | 0.00 | ⊖ Same |
| Bile duct, liver or pancreatic surgery | 0 | 0.4 | 22 | 0.00 | ⊖ Same |
| Cardiac surgery | 0 | 1.4 | 545 | 0.00 | ⊖ Same |
| Cesarean section | 0 | 0.3 | 293 | 0.00 | ⊖ Same |
| Colon surgery | 4 | 4.8 | 199 | 0.83 | ⊖ Same |
| Coronary bypass, chest and donor in.. | 3 | 4.7 | 721 | 0.64 | ⊖ Same |
| Coronary bypass, chest incision only | 0 | 0.1 | 20 | Not enough procedures to calculate SIR | |
| Exploratory abdominal surgery (lapar.. | 0 | 1.0 | 221 | 0.00 | ⊖ Same |
| Gallbladder surgery | 0 | 0.7 | 130 | 0.00 | ⊖ Same |
| Gastric surgery | 0 | 0.3 | 15 | 0.00 | ⊖ Same |
| Heart transplant | 0 | 0.1 | 13 | Not enough procedures to calculate SIR | |
| Hip prosthesis | 2 | 1.7 | 265 | 1.17 | ⊖ Same |
| Hysterectomy, abdominal | 2 | 1.0 | 159 | 1.92 | ⊖ Same |
| Hysterectomy, vaginal | 0 | 0.3 | 80 | 0.00 | ⊖ Same |
| Kidney surgery | 0 | 0.0 | 14 | Not enough procedures to calculate SIR | |
| Knee prosthesis | 0 | 1.2 | 313 | 0.00 | ⊖ Same |
| Laminectomy | 1 | 1.5 | 492 | 0.67 | ⊖ Same |
| Open reduction of fracture | 0 | 0.8 | 111 | 0.00 | ⊖ Same |
| Ovarian surgery | 0 | 0.1 | 223 | Not enough procedures to calculate SIR | |
| Pacemaker surgery | 1 | 1.0 | 533 | 1.01 | ⊖ Same |
| Rectal surgery | 0 | 0.4 | 50 | 0.00 | ⊖ Same |
| Small bowel surgery | 0 | 1.8 | 90 | 0.00 | ⊖ Same |
| Spinal fusion | 1 | 2.3 | 396 | 0.44 | ⊖ Same |
| Spleen surgery | 0 | 0.0 | 4 | Not enough procedures to calculate SIR | |
| Thoracic surgery | 0 | 0.2 | 69 | 0.00 | ⊖ Same |

Data tables available from the California Health and Human Services Open Data Portal: <https://chhs.data.ca.gov/>

Information on interpreting this report: <https://www.cdph.ca.gov/Programs/CHCQ/HAI/Pages/AnnualHAIReports.aspx>