

# Healthcare-Associated Infections Report, 2016



## Kaiser Foundation Hospital, Sacramento (Sacramento)

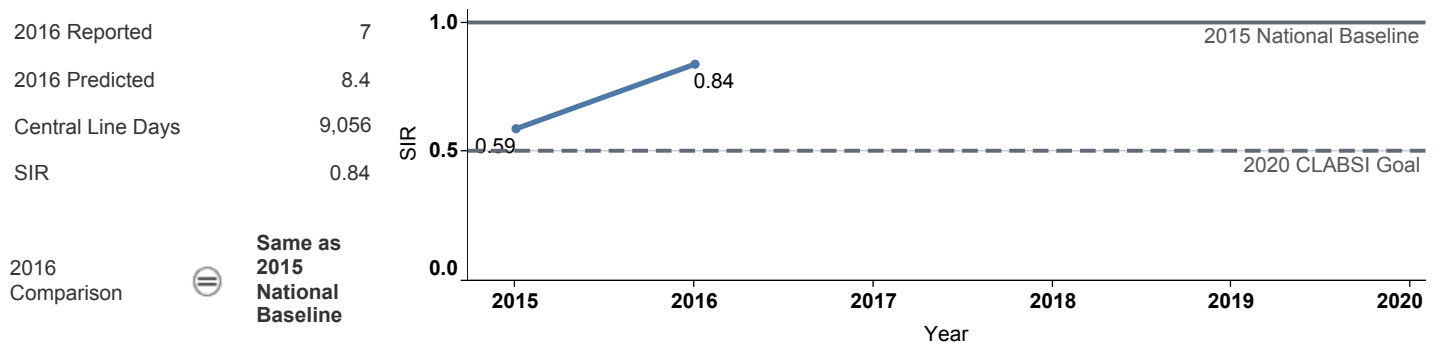
### Hospital Characteristics

County: **Sacramento** Medical School Affiliation: **Graduate** Hospital Type: **Community, > 250 beds**

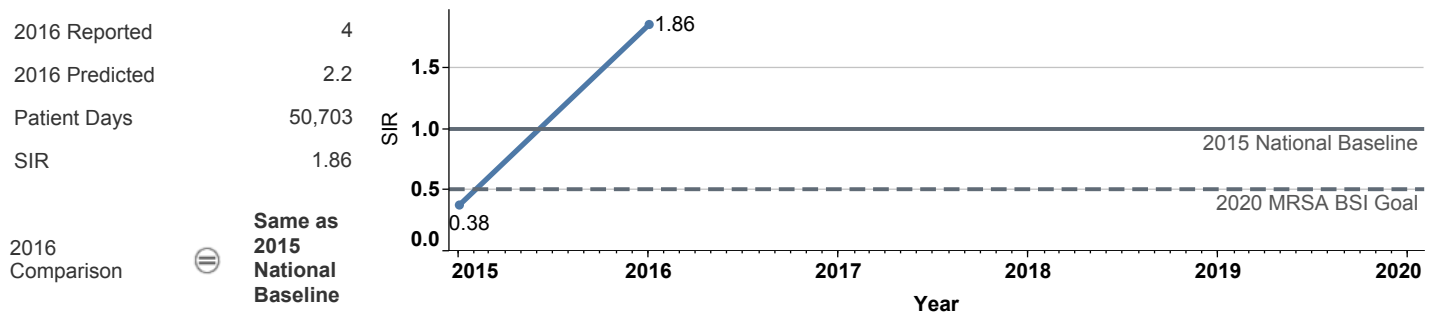
Select by Facility Name: **Kaiser Foundation Hospital, S..**

The **blue lines** show this hospital's healthcare-associated infection (HAI) incidence for 2015 and 2016, reported as standardized infection ratios (SIR) when possible. Each result is interpreted as the **⊖ Same**, **★ Better**, or **✘ Worse** than the national or state comparison.

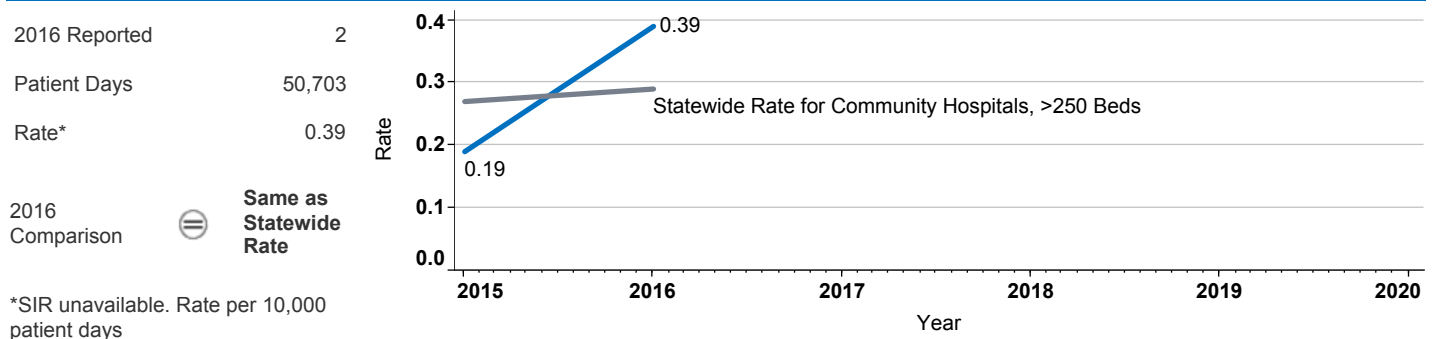
### Central Line Associated Bloodstream Infection (CLABSI)



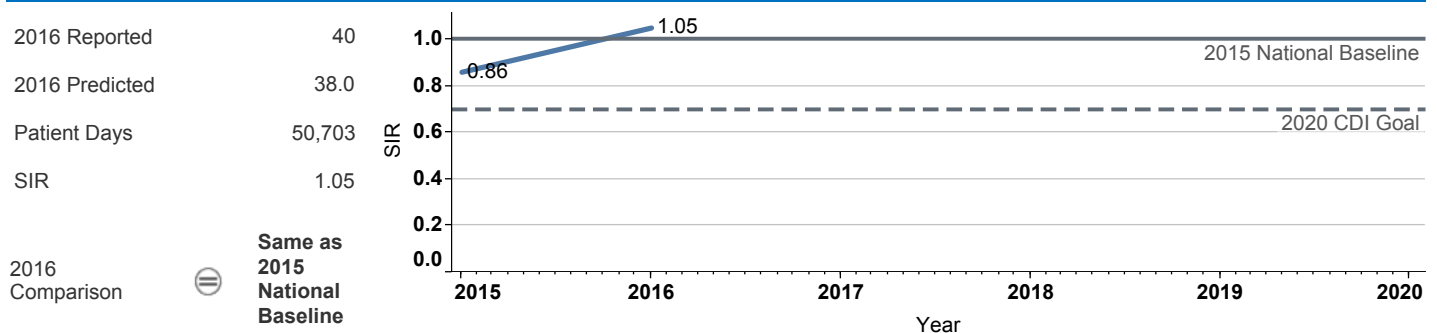
### Methicillin-Resistant *Staphylococcus aureus* Bloodstream Infection (MRSA BSI)



### Vancomycin-Resistant *Enterococcus* Bloodstream Infection (VRE BSI)



### Clostridium difficile Infection (CDI)



## Surgical Site Infection (SSI)

Procedure Type	Reported SSI	Predicted SSI	Number of Procedures	SIR	Compared with 2015 National Baseline
Appendix surgery	0	0.6	182	0.00	⊖ Same
Bile duct, liver or pancreatic surgery	2	1.7	84	1.15	⊖ Same
Cesarean section	0	0.0	1	<b>Not enough procedures to calculate SIR</b>	
Colon surgery	4	4.5	190	0.89	⊖ Same
Exploratory abdominal surgery (lapar..	1	1.6	338	0.62	⊖ Same
Gallbladder surgery	0	1.6	306	0.00	⊖ Same
Gastric surgery	0	0.8	53	0.00	⊖ Same
Hip prosthesis	1	1.1	253	0.92	⊖ Same
Hysterectomy, abdominal	0	2.6	289	0.00	⊖ Same
Hysterectomy, vaginal	0	0.3	82	0.00	⊖ Same
Kidney surgery	1	0.1	24	<b>Not enough procedures to calculate SIR</b>	
Knee prosthesis	1	0.9	317	1.14	⊖ Same
Laminectomy	2	2.1	666	0.97	⊖ Same
Open reduction of fracture	0	1.0	130	0.00	⊖ Same
Ovarian surgery	0	0.2	252	<b>Not enough procedures to calculate SIR</b>	
Pacemaker surgery	0	0.1	79	<b>Not enough procedures to calculate SIR</b>	
Rectal surgery	0	0.2	28	0.00	⊖ Same
Small bowel surgery	3	2.0	99	1.52	⊖ Same
Spinal fusion	5	5.4	712	0.93	⊖ Same
Spleen surgery	0	0.1	31	<b>Not enough procedures to calculate SIR</b>	
Thoracic surgery	1	0.1	20	<b>Not enough procedures to calculate SIR</b>	

Data tables available from the California Health and Human Services Open Data Portal: <https://chhs.data.ca.gov/>

Information on interpreting this report: <https://www.cdph.ca.gov/Programs/CHCQ/HAH/Pages/AnnualHAIRReports.aspx>