

# Healthcare-Associated Infections Report, 2016



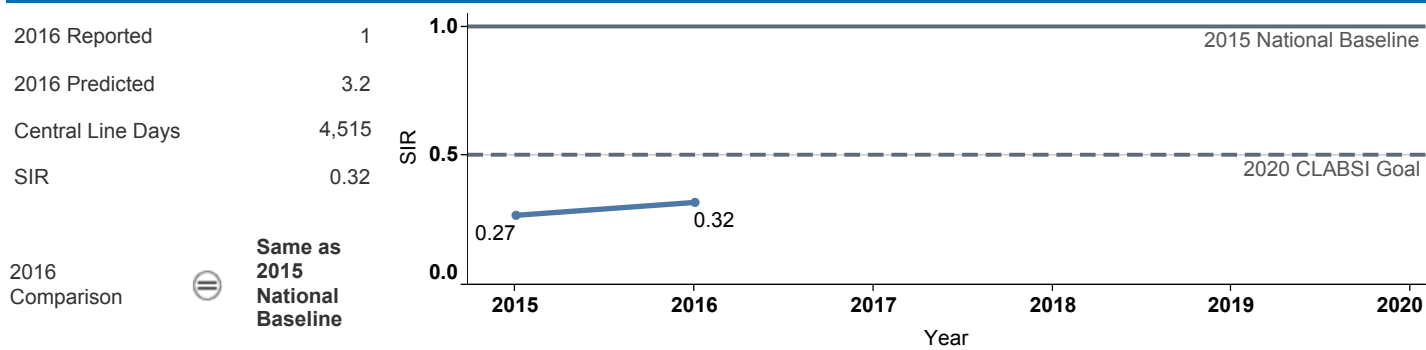
## Southwest Healthcare System, Wildomar (Wildomar)

### Hospital Characteristics

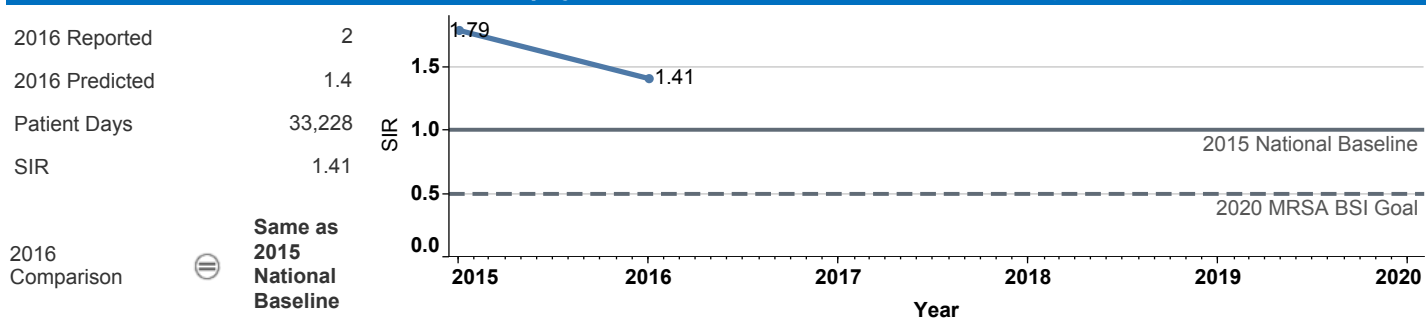
County	Medical School Affiliation	Hospital Type	Select by Facility Name
Riverside	No	Community, < 125 beds	Southwest Healthcare System..

The **blue lines** show this hospital's healthcare-associated infection (HAI) incidence for 2015 and 2016, reported as standardized infection ratios (SIR) when possible. Each result is interpreted as the **⊖ Same**, **★ Better**, or **✘ Worse** than the national or state comparison.

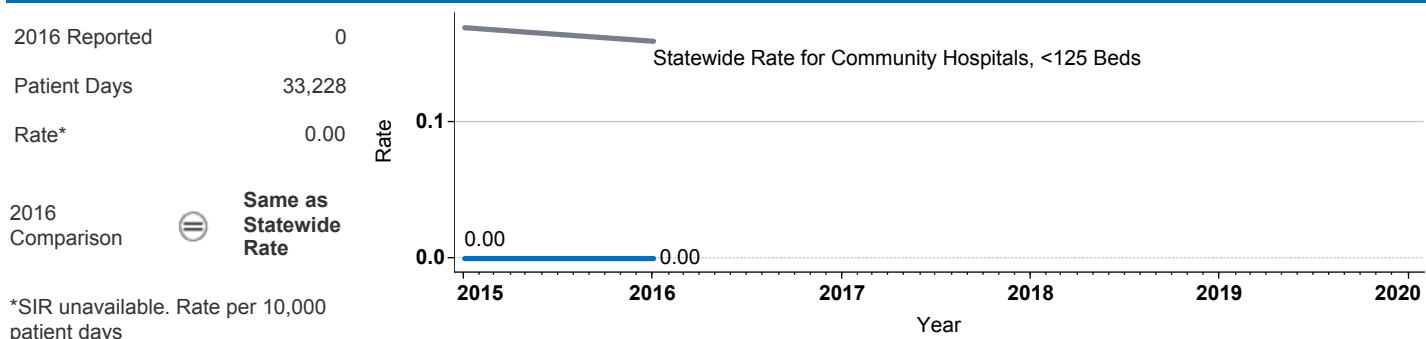
### Central Line Associated Bloodstream Infection (CLABSI)



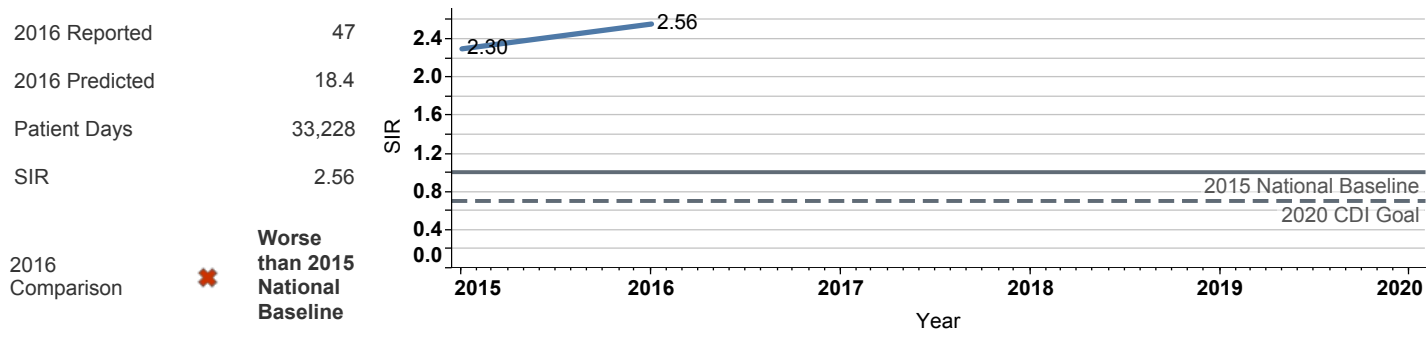
### Methicillin-Resistant *Staphylococcus aureus* Bloodstream Infection (MRSA BSI)



### Vancomycin-Resistant *Enterococcus* Bloodstream Infection (VRE BSI)



### *Clostridium difficile* Infection (CDI)



## Surgical Site Infection (SSI)

Procedure Type	Reported SSI	Predicted SSI	Number of Procedures	SIR	Compared with 2015 National Baseline
Appendix surgery	0	0.2	101	<b>Not enough procedures to calculate SIR</b>	
Bile duct, liver or pancreatic surgery	0	0.1	9	<b>Not enough procedures to calculate SIR</b>	
Colon surgery	0	2.3	112	<b>0.00</b>	⊖ Same
Exploratory abdominal surgery (lapar..	0	0.7	170	<b>0.00</b>	⊖ Same
Gallbladder surgery	0	0.4	215	<b>0.00</b>	⊖ Same
Gastric surgery	0	1.6	505	<b>0.00</b>	⊖ Same
Hip prosthesis	0	1.0	196	<b>0.00</b>	⊖ Same
Knee prosthesis	0	0.9	310	<b>0.00</b>	⊖ Same
Laminectomy	0	0.8	237	<b>0.00</b>	⊖ Same
Open reduction of fracture	1	1.9	220	<b>0.54</b>	⊖ Same
Ovarian surgery	0	0.0	3	<b>Not enough procedures to calculate SIR</b>	
Pacemaker surgery	0	0.0	23	<b>Not enough procedures to calculate SIR</b>	
Rectal surgery	0	0.4	19	<b>0.00</b>	⊖ Same
Small bowel surgery	0	1.2	65	<b>0.00</b>	⊖ Same
Spinal fusion	0	0.9	216	<b>0.00</b>	⊖ Same
Spleen surgery	0	0.1	10	<b>Not enough procedures to calculate SIR</b>	
Thoracic surgery	0	0.1	56	<b>Not enough procedures to calculate SIR</b>	

Data tables available from the California Health and Human Services Open Data Portal: <https://chhs.data.ca.gov/>

Information on interpreting this report: <https://www.cdph.ca.gov/Programs/CHCQ/HAI/Pages/AnnualHAIRports.aspx>