

Healthcare-Associated Infections Report, 2016



Southwest Healthcare System, Murrieta (Murrieta)

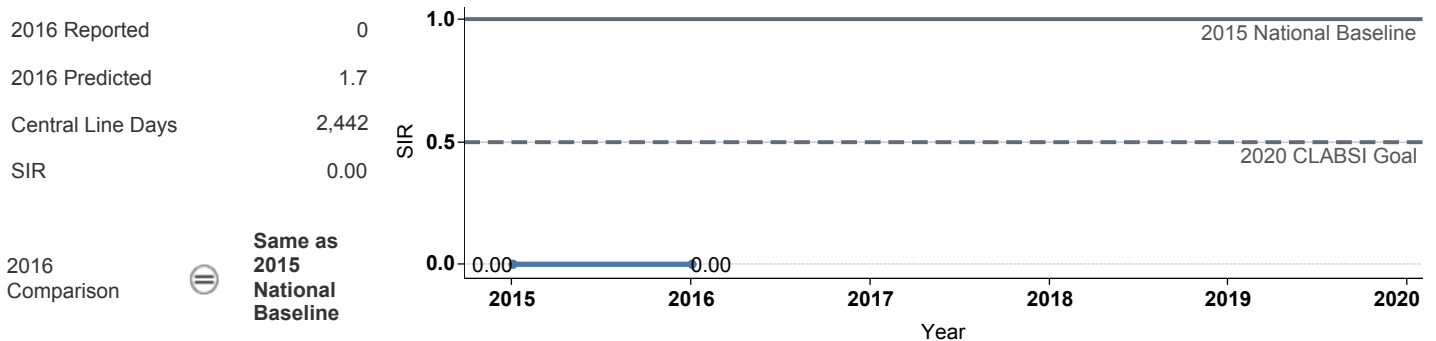
Hospital Characteristics

County: **Riverside**
 Medical School Affiliation: **No**
 Hospital Type: **Community, < 125 beds**

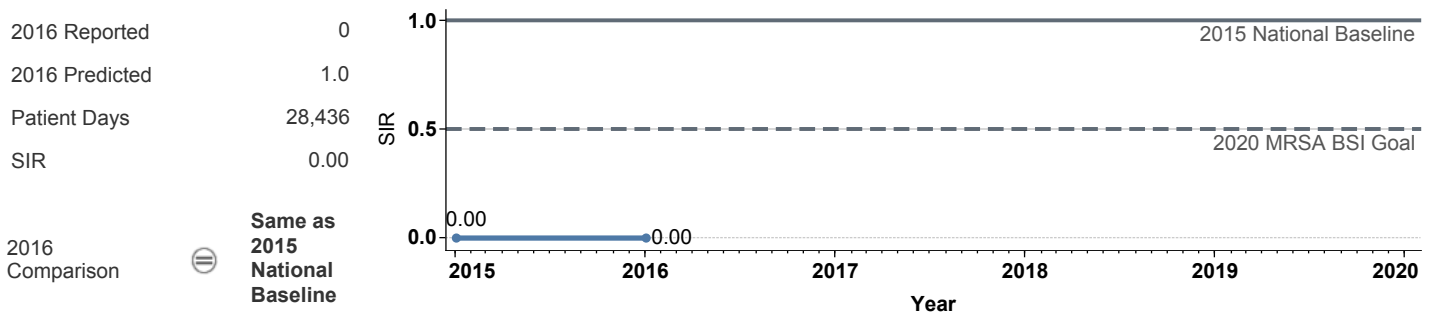
Select by Facility Name:
 Southwest Healthcare System..

The **blue lines** show this hospital's healthcare-associated infection (HAI) incidence for 2015 and 2016, reported as standardized infection ratios (SIR) when possible. Each result is interpreted as the **⊖ Same**, **★ Better**, or **✘ Worse** than the national or state comparison.

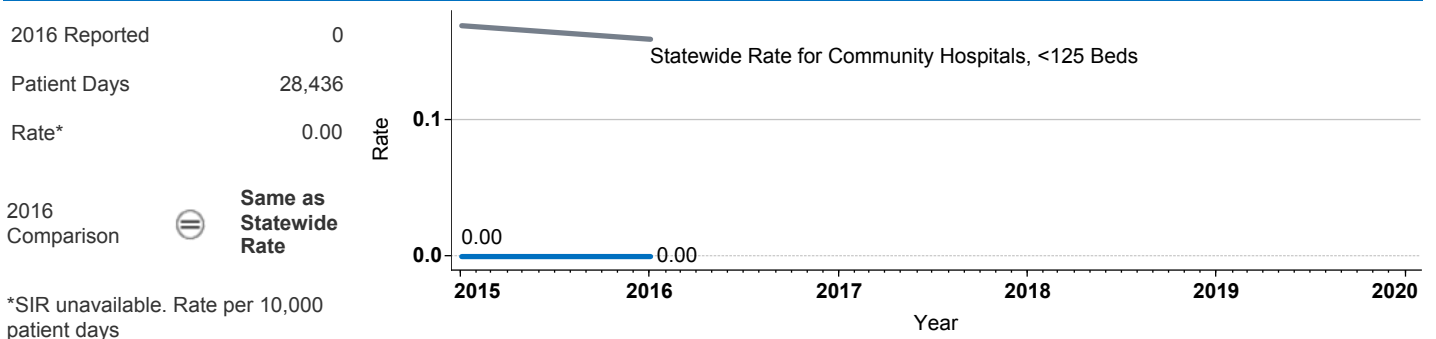
Central Line Associated Bloodstream Infection (CLABSI)



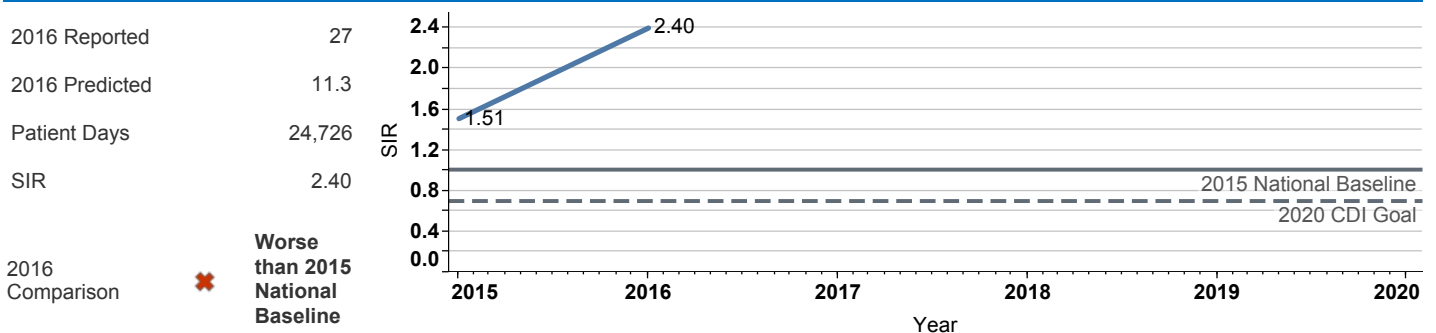
Methicillin-Resistant *Staphylococcus aureus* Bloodstream Infection (MRSA BSI)



Vancomycin-Resistant *Enterococcus* Bloodstream Infection (VRE BSI)



Clostridium difficile Infection (CDI)



Surgical Site Infection (SSI)

Procedure Type	Reported SSI	Predicted SSI	Number of Procedures	SIR	Compared with 2015 National Baseline
Appendix surgery	0	0.2	111	0.00	⊖ Same
Bile duct, liver or pancreatic surgery	0	0.0	2	Not enough procedures to calculate SIR	
Cesarean section	0	0.5	875	0.00	⊖ Same
Colon surgery	0	1.7	75	0.00	⊖ Same
Exploratory abdominal surgery (lapar..	0	0.4	112	0.00	⊖ Same
Gallbladder surgery	0	0.3	200	0.00	⊖ Same
Gastric surgery	0	0.1	9	Not enough procedures to calculate SIR	
Hip prosthesis	0	0.2	37	0.00	⊖ Same
Hysterectomy, abdominal	0	0.4	94	0.00	⊖ Same
Hysterectomy, vaginal	0	0.2	46	Not enough procedures to calculate SIR	
Kidney surgery	0	0.1	35	Not enough procedures to calculate SIR	
Knee prosthesis	0	0.1	18	Not enough procedures to calculate SIR	
Open reduction of fracture	0	0.2	36	Not enough procedures to calculate SIR	
Ovarian surgery	0	0.1	113	Not enough procedures to calculate SIR	
Pacemaker surgery	0	0.1	30	Not enough procedures to calculate SIR	
Rectal surgery	0	0.2	9	Not enough procedures to calculate SIR	
Small bowel surgery	1	0.6	30	1.75	⊖ Same

Data tables available from the California Health and Human Services Open Data Portal: <https://chhs.data.ca.gov/>

Information on interpreting this report: <https://www.cdph.ca.gov/Programs/CHCQ/HAI/Pages/AnnualHAIRports.aspx>